

Alois Schlögl

*Institute for Human-Computer Interfaces
University of Technology Graz
Krenngasse 37, A-8010 Graz*

Julien Kronegg

*Computer Vision and Multimedia Laboratory
Computer Science Department
University of Geneva, Switzerland*

Jane E. Huggins

*Department of Physical Medicine and Rehabilitation and Biomedical Engineering
University of Michigan
Ann Arbor, USA*

Steve G. Mason

*Neil Squire Society
220 2250 Boundary Rd.
Burnaby, BC Canada*

*Left Coast Biometrics Inc.
3368 West 21st Ave.
Vancouver, BC Canada*

19.1 Abstract

To analyze the performance of BCI systems, some evaluation criteria must be applied. The most popular is accuracy or error rate. Because of some strict prerequisites, accuracy is not always a suitable criterion, and other evaluation criteria have been proposed. This chapter provides an overview of evaluation criteria used in BCI research. An example from the BCI Competition 2005 is used to display results using different criteria.

Within this chapter, evaluation criteria for BCI systems with more than two classes are presented, criteria for evaluating discrete and continuous output are included, and the problem of evaluating self-paced BCI operation is addressed. Special emphasis is put on discussing different methods for calculating the information transfer rate. Finally, a criterion for taking into account the response time is suggested.

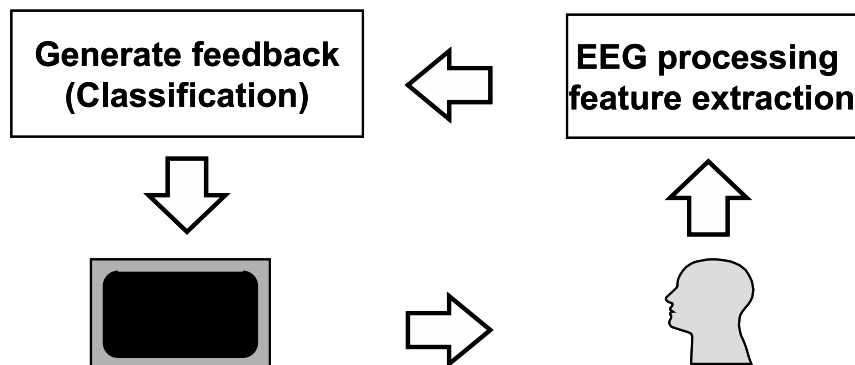


Figure 19.1 Scheme of a BCI. A typical BCI consists of the data acquisition, the feature extraction, a classification system for combining the feature and generating the feedback, the actual presentation of the feedback, and a (ideally motivated and cooperating) subject. The subjects receive real-time feedback to train their own strategy for generating repeatable patterns.

19.2 Introduction

At present, the communication capacity (i.e., information rate) of current BCI systems is not sufficient for many real-world applications. To increase the information rate, possible improvements in signal processing and classification must be investigated and compared. It is reasonable to assume that the quest for the best methods requires efficient evaluation criteria.

The performance of BCI systems can be influenced by a large variety of methodological factors: experimental paradigms and setups that include trial-based (system-paced) or asynchronous (self-paced) modes of interaction; the type and number of EEG features (e.g., spectral parameters, slow cortical potentials, spatiotemporal parameters, nonlinear features); and the type of classifier (e.g., linear and quadratic discriminant analysis, support vector machines, neural networks, or a simple threshold detection) and the target application as well as the feedback presentation. BCI systems can consist of almost any arbitrary combination of these methods. To compare different BCI systems and approaches, consistent evaluation criteria are necessary.

Which criterion to use depends on what is being evaluated. The highest-level evaluation studies the operation of useful BCI applications, like the evaluation of a spelling device or a controlled wheelchair. Here, application-specific tests must be applied. For example, the operation of a spelling device could be assessed by “letters per minute.” However, a criterion of “letters per minute” has a different meaning depending on whether the speller includes word prediction.

The evaluation of BCI systems is also complicated by the fact that most systems include a feedback loop (see figure 19.1). Each component within this feedback loop can fail. If one component fails (e.g., bad EEG features, bad classifier, low subject motivation, or poor feedback presentation), the whole BCI system may not work. If this happens, it can be very difficult to determine which component caused the problem. To address these

Class	Y	N
Y	Hits (TP)	Misses (FN)
N	FA (FP)	CR (TN)

Table 19.1 Example of a confusion matrix with two states. If a two-class problem consists of one active and one passive state, the terms *true positives* (TP), *false negatives* (FN), *false positives* (FP), and *true negative* (TN) are used for *hits*, *misses*, *false activation* (FA), and *correct rejection* (CR), respectively.

Class	1	2	3	4	Total
1	73	17	7	8	105
2	10	87	3	5	105
3	6	13	74	12	105
4	2	4	7	92	105
Total	91	121	91	117	420

Table 19.2 Example of a Confusion matrix for $M = 4$ classes. The result is one submission in the BCI Competition 2005 for Data Set IIIa. More results are available in table 19.3.

difficulties, online and offline analysis must be performed. All of these analyses use criteria for measuring the performance.

In this chapter, an overview of evaluation criteria used in BCI research is presented and discussed. Three methods of estimating the information transfer are presented. Cue-paced BCI data from the last BCI competition is used as an example. The shortcomings of the most frequently used evaluation criterion—the error rate or accuracy—is discussed and alternative criteria presented. Evaluation criteria of the response speed of BCIs and the evaluation of asynchronous BCI data are presented, too. Note, the BioSig project at <http://biosig.sf.net> provides a software library that contains the software implementation of the evaluation criteria presented below.

19.3 The Confusion Matrix

For a M -class classification problem, the results are best described by a confusion matrix. The confusion matrix shows the relationship between the output classes the user intended (the true classes) and the actual output of the classifier (i.e., the predicted class). Two examples of confusion matrices are shown in tables 19.1 and 19.2. If a two-class problem consists of one active and one passive (no control) state, the terms *true positives* (TP), *false negatives* (FN), *false positives* (FP), and *true negative* (TN) are used for *hits*, *misses*, *false activation* (FA), and *correct rejection* (CR), respectively (see table 19.1). If the classes all represent intentional control states, for example, *1* and *2*, *left* and *right*, or more than two classes, no special denotation is used for the fields of the confusion matrix (see table 19.2).

The elements n_{ij} in the confusion matrix indicate how many samples of class i have been predicted as class j . Accordingly, the diagonal elements n_{ii} represent the number of correctly classified samples. The off-diagonal n_{ij} represent how many samples of class i have been incorrectly classified as class j . The total number of samples is $N = \sum_{i=1}^M \sum_{j=1}^M n_{ij}$. Asymmetrical confusion matrices can be used to reveal a biased classifier. Despite its advantages, the confusion matrices are rarely presented; usually some summary statistic (see section 19.4) is calculated and presented. Partly, this can be explained by the difficulty of comparing two confusion matrices.

19.4 Classification Accuracy and Error Rate

The classification accuracy (ACC) or the error rate (ERR = 1-ACC) are the most widely used evaluation criteria in BCI research. Nine out of fourteen datasets in the BCI competitions 2003 and 2005 used the accuracy or the error rate as the evaluation criterion. One possible reason for its popularity is that it can be very easily calculated and interpreted.

However, it is important to note that the accuracy of a trivial (random) classifier is already $100\%/M$, (e.g., for $M = 2$ classes 50% are correct just by chance). If the ACC is smaller than this limit, an error occurred and further exploration is required. On the other hand, the maximum accuracy can never exceed 100%. Sometimes, this could be a disadvantage, especially when two classification systems should be compared and both provide a result close to 100%.

$$ACC = p_0 = \frac{\sum_{i=1}^M n_{ii}}{N} \quad (19.1)$$

The ACC also can be derived from the confusion matrix and has been called the overall accuracy. Some limitations of accuracy as evaluation criterion are based on the facts that (1) the off-diagonal values of the confusion matrix are not considered and (2) classification accuracy of less frequent classes have smaller weight.

19.5 Cohen's Kappa Coefficient

Cohen's kappa coefficient κ addresses several of the critiques on the accuracy measure. The calculation of κ uses the *overall agreement* $p_0 = ACC$, which is equal to the classification accuracy, and the *chance agreement* p_e

$$p_e = \frac{\sum_{i=1}^M n_{:i}n_{i:}}{N^2} \quad (19.2)$$

with $n_{:i}$ and $n_{i:}$ are the sum of the i th column and the i th row, respectively. Note, $n_{:i}/N$ and $n_{i:}/N$ are the a posteriori and a priori probability. Then, the estimate of the kappa coefficient κ is

$$\kappa = \frac{p_0 - p_e}{1 - p_e} \quad (19.3)$$

and its standard error $\sigma_e(\kappa)$ is obtained by

$$\sigma_e(\kappa) = \frac{\sqrt{(p_0 + p_e^2 - \sum_{i=1}^M [n_{:i}n_{i:}(n_{:i} + n_{i:})]/N^3)}}{(1 - p_e)\sqrt{N}}. \quad (19.4)$$

The kappa coefficient is zero if the predicted classes show no correlation with the actual classes. A kappa coefficient of 1 indicates perfect classification. Kappa values smaller than zero indicate that the classifier suggests a different assignment between output and the true classes.

Sometimes, the specific accuracy *specACC* for each class i is calculated, too.

$$specACC_i = \frac{2n_{ii}}{n_{i:} + n_{:i}} \quad (19.5)$$

For more details on Cohen's kappa coefficient, see also Cohen (1960); Bortz and Lienert (1998); Kraemer (1982). Cohen's kappa coefficient addresses several of the criticisms of the accuracy measure: (1) it considers the distribution of the wrong classifications (i.e., the off-diagonal elements of the confusion matrix); (2) the frequency of occurrence is normalized for each class—classes with less samples get the same weight as classes with many samples; and (3) the standard error of the kappa coefficient easily can be used for comparing whether the results of distinct classification systems have statistically significant differences.

If the actual (or the predicated) number of samples are equally distributed across classes, the chance expected agreement is $p_e = 1/M$, and the Kappa coefficient and the accuracy are related by the following equalities:

$$\kappa = \frac{p_0 - p_e}{1 - p_e} = \frac{Mp_0 - 1}{M - 1} \quad (19.6)$$

$$ACC = p_0 = \frac{M\kappa - \kappa + 1}{M}. \quad (19.7)$$

The kappa coefficient has been used in Schlögl et al. (2005) and was also the evaluation criterion for dataset IIIa of the BCI competition 2005 (BCI Competition III (2005a)). The result of one submission is shown in figure 19.3; the kappa coefficient was calculated for every point in time across all trials of the test set.

19.6 Mutual Information of a Discrete Output

One of the ultimate goals of a BCI system is to provide an additional communication channel from the subjects' brains to their environment. Therefore, the communication theory of Shannon and Weaver (1949) can be applied directly to quantify the information transfer. Based on this idea, several attempts have been suggested.

Farwell and Donchin (1988) calculated the information transfer for M classes as

$$I = \log_2(M). \quad (19.8)$$

For example, a two-class system can provide one bit, a four-class system can provide two bits. This information rate assumes an error-free system; it provides an upper limit for a discrete M -class system. Therefore, this suggestion is not useful for comparing different BCI systems.

Based on Pierce (1980), Wolpaw et al. (2000a) suggested the following formula for calculating the information transfer rate for M classes and $ACC = p_0$:

$$B[\text{bits}] = \log_2(M) + p_0 \cdot \log_2(p_0) + (1 - p_0) \log_2(1 - p_0)/(M - 1). \quad (19.9)$$

The formula holds under the following conditions:

- (1) M selections (classes) are possible,
- (2) each class has the same probability,
- (3) the specific accuracy (see section 19.4) is the same for each class, and
- (4) each undesired selection must have the same probability of selection.

Often these assumptions are not fulfilled. In the example in table 19.2, the conditions (3) and (4) are not fulfilled.

The information transfer rate can also be derived from the confusion matrix, which provides a transition matrix of a communication channel between the input X and the output Y . The random variable X models the user intention and can take M possible values according to the selected tasks. The random variable Y models the classifier output and can take M possible values, or $M+1$ if the classifier supports trial rejection. The entropy $H(X)$ of a discrete random variable is defined as

$$H(X) = - \sum_{j=1}^M p(x_j) \cdot \log_2(p(x_j)). \quad (19.10)$$

Nykopp (2001) derived the information transfer for a general confusion matrix:

$$I(X; Y) = H(Y) - H(Y | X) \quad (19.11)$$

$$H(Y) = - \sum_{j=1}^M p(y_j) \cdot \log_2(p(y_j)) \quad (19.12)$$

with

$$p(y_j) = \sum_{i=1}^M p(x_i) \cdot p(y_j | x_i) \quad (19.13)$$

$$H(Y | X) = - \sum_{i=1}^M \sum_{j=1}^M p(x_i) \cdot p(y_j | x_i) \cdot \log_2(p(y_j | x_i)) \quad (19.14)$$

$$I(X; Y) = \sum_{i=1}^M \sum_{j=1}^M p(x_i) \cdot p(y_j | x_i) \cdot \log_2(p(y_j | x_i)) - \sum_{j=1}^M p(y_j) \cdot \log_2(p(y_j)) \quad (19.15)$$

where $I(X; Y)$ is the mutual information, $p(x_i)$ is the a priori probability for class x_i , and $p(y_j | x_i)$ is the probability to classify x_i as y_j .

While the definition in (19.15) is more precise than (19.9), it is not frequently used in practice because it requires the confusion matrix and the a priori class probabilities. The prerequisites for (19.9) say $p(x_i) = 1/M$ (classes have the same a priori probability), $p(y_i | x_i) = p_0$ (accuracy for each class is equal), and for $j \neq i$ is $p(y_j | x_i) = (1 - p_0)/(M - 1)$ (each undesired selection is equally distributed); accordingly, the entropies are $H(Y) = \log_2(M)$ and

$$H(Y | X) = - \sum_{i=1}^M 1/M [p_0 \cdot \log_2(p_0) + \sum_{j \neq i} (1 - p_0)/(M - 1) \cdot \log_2((1 - p_0)/(M - 1))].$$

It follows that $I(X; Y) = \log_2(M) + p_0 \cdot \log_2(p_0) + (1 - p_0) \cdot \log_2((1 - p_0)/(M - 1))$, which is equivalent to (19.9). Thus, equation (19.15) is a general version of equation (19.9) (Kronegg and Pun (2005); Kronegg et al. (2005)).

These criteria have been applied mostly to BCI systems operating on a trial-by-trial basis. In figure 19.3, these criteria were applied to each sample within the trial, providing a time course of these criteria.

19.7 Mutual Information of a Continuous output

The criteria in section 19.6 are based on discrete magnitudes of the BCI output. Evaluation criteria are also needed for continuous magnitudes such as those to move a cursor in the horizontal or vertical direction. The information content of such continuous output will affect the subject's training. BCI experiments with continuous (in time and magnitude) feedback have been described in Neuper et al. (1999), BCI Competition III (2005b), and Schlögl (2000a). Thus, quantifying this information content is of crucial interest.

Shannon's communication theory (Shannon and Weaver (1949)) also is applicable to these continuous signals. It is reasonable to assume that the BCI output Y is a stochastic process. Moreover, the output can be decomposed into a *signal* component X and a *noise* component Z . The signal component X is due to the *will* or *deliberate action* of the

Criterion	Measure	Class 1	Class 2	Class 3	Class 4
Error	22.4 %				
Accuracy	77.6 %				
Specific Accuracy		74.5	77.0	75.5	82.9
Kappa	0.70 ± 0.05				
I(Wolpaw)	0.88 bit				
I(Nykopp)	0.92 bit				
I(Continuous)	1.24 bit	0.30	0.28	0.31	0.35
max. STMI	0.64 bit/s	0.21	0.18	0.14	0.14
SNR		0.51	0.48	0.53	0.63
Parametric correlation		0.67	0.69	0.68	0.77
Rank correlation		0.67	0.69	0.68	0.77
AUC		0.85	0.87	0.87	0.88

Table 19.3 Summary results. The results are derived from the time point with the largest κ at $t = 6.80s$. The one-versus-rest results for each class are presented for the two-class criteria. The time courses are shown in figure 19.3.

user, as it contains the user's intention; the second component contains all uncorrelated (noise) terms Z including the background brain activity, amplifier noise, etc. Implicitly, it is assumed that the subject was motivated and deliberately performed the mental task. If the subject was not cooperative, the subject's activity would be counted as background noise. The signal component can be obtained from the correlation between the output and the actual class labels (intentional state); the noise is the component of the output that does not contain any class-related information. Note, the signal and the noise are uncorrelated and provide an additive noise model (see also Schlögl et al. (2002, 2003)).

According to communication theory, the entropy of the output $H(Y)$ is the sum of the entropy of the input $H(X)$ and the entropy of the (additive) noise $H(Z)$. In other words, the difference between the entropies of the output and the noise is the entropy of the input. This entropy difference is also the mutual information between the input and the output, also called the information transfer $I(X; Y)$. That is, the mutual information is the amount of information that can be interfered with from the output.

The mutual information is

$$I(X; Y) = H(X) - H(X|Y) \quad (19.16)$$

and can be alternatively written as

$$I(X; Y) = H(Y) - H(Y|X). \quad (19.17)$$

The next step consists of estimating the entropy $H(X)$ of a stochastic process X . The entropy of a stochastic process with the probability distribution $p(x)$ is

$$H(x) = \int_x p(x) \log(p(x)). \quad (19.18)$$

Accordingly, the probability density of X must be known. The probability density can be obtained empirically from the histogram of X . However, if the number of samples is too small, it is reasonable to use second order statistics only; in this case, only the mean and variance have to be estimated, assuming all higher order moments are zero. This corresponds to the assumption of a Gaussian distribution.

The entropy of a Gaussian process with variance σ_x^2 is (Rieke et al. (1999) Appendix 9, pp. 316–317)

$$H(X) = \frac{1}{2} \log_2 (2\pi e \sigma_x^2). \quad (19.19)$$

The entropy of the noise component $H(Y | X)$ is based on within-class variance $\sigma_{withinclass}^2$ (the variance when the input X , i.e., the class c , is fixed) of the system output. The entropy of the total process $H(Y)$ is based on the total variance σ_{total}^2 of the output. The difference in entropy indicates the information of the *input* X transferred to the output Y .

$$I(X, Y) = H(Y) - H(Y | X) \quad (19.20)$$

$$= \frac{1}{2} \log_2 (2\pi e \sigma_{total}^2) - \frac{1}{2} \log_2 (2\pi e \sigma_{withinclass}^2) \quad (19.21)$$

$$= \frac{1}{2} \log_2 \left(\frac{\sigma_{total}^2}{\sigma_{withinclass}^2} \right) \quad (19.22)$$

The mutual information indicates the input information that passes through a noisy communication channel and can be obtained at the output.

The above formula can be rewritten such that the total variance is the sum of the noise (i.e., within-class) variance and the signal variance, assuming that noise and signal are uncorrelated. Accordingly, we get

$$I = H(Y) - H(Y | X) = \frac{1}{2} \log_2 \left(\frac{\sigma_{signal}^2 + \sigma_{noise}^2}{\sigma_{noise}^2} \right) = \frac{1}{2} \log_2 (1 + SNR) \quad (19.23)$$

whereas

$$SNR = \frac{\sigma_{signal}^2}{\sigma_{noise}^2} = \frac{\sigma_{total}^2}{\sigma_{noise}^2} - 1 \quad (19.24)$$

indicates the signal-to-noise ratio.

Intuitively, the SNR also can be obtained visually, comparing the means and the variances of the output for each class. This approach has been proposed for evaluating cue-based BCI with two classes (i.e., intentional control states) with a continuous output (Schlögl (2000a); Schlögl et al. (2002, 2003)). For the interpretation of M -states, M discriminant functions are obtained (using a one-versus-rest scheme), and each provides a continuous output for which the mutual information can be obtained. The total amount of information can be obtained by summing up the mutual information of the M one-versus-rest outputs. This approach has been used in figure 19.3 for four-class data. Accordingly, it is also possible to extend this approach toward M classes.




Figure 19.2 Paradigm used for the experiment in BCI Competition III (2005a). Results are shown in figure 19.3.

19.8 Criteria for Evaluating Self-Paced BCI Data

The previous criteria usually are applied to system outputs obtained in individual trials synchronized to an external “go-now” cue. As such trial-based analysis has been referred to as *synchronous*, *cue-paced*, or *intermittent* analysis. The results in figure 19.3 and tables 19.2 and 19.3 were obtained in this way.

For certain applications, we want subjects to operate the BCI in a self-paced (or asynchronous) mode. To support this, the BCI system is specially designed to produce outputs in response to intentional control as well as periods of no control (Mason and Birch (2000)). For investigations of self-paced control, we need to identify the subject’s intention to control at arbitrary times and distinguish it from periods of no control. Thus, we need to evaluate the continuous (nonstop) data stream produced by the BCI. The terms *asynchronous*, *self-paced*, and *continuous* analysis have been used for this kind of evaluation. (Remark: In this context the term *continuous* is used differently than in section 19.7, where we used the terms *continuous in magnitude* and *continuous in time within a trial*).

Unlike intermittent analysis, where the timing of intended control is tied to experimental cues, the identification of the intended output in continuous (nonstop) analysis is more problematic. The intended output is often estimated from observations of the subject’s behavior in relation to the experimental protocol or through subject self-report. This can result in fuzzy time estimates, which impact the analysis. There is no strict algorithm for defining the intended output sequence, and it remains up to the experimenter how to do this. In any case, the method used to define the intended output sequence is essential information and should be accurately reported in research papers.

19.8.1 HF-Difference

The University of Michigan group has developed a validation criterion for continuous analysis called the *HF-difference* (Huggins et al. (1999)). The HF-difference is a cost function that combines the likelihood of event detection and the accuracy of detected events. The HF-difference has been used only in a single-event state-versus-idle/no-control state discrimination task. The HF-difference is created by subtracting a false detection percentage (F) from a hit percentage (H). H is the percentage of events that are detected within specified timing constraints. F is the percentage of detections that are not correct and therefore is a measure describing the trustworthiness of the detections produced by

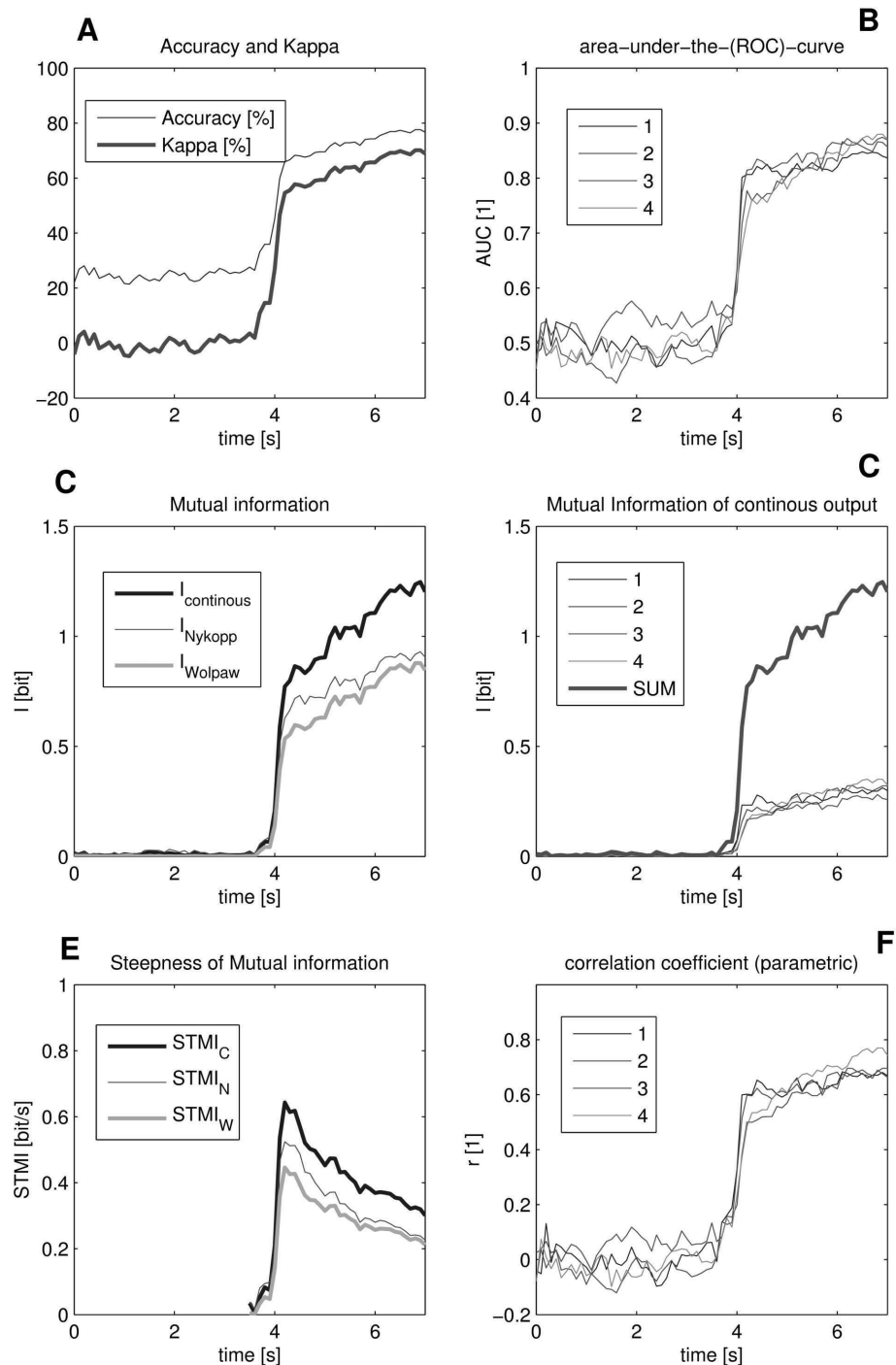


Figure 19.3 Time course of various evaluation criteria. The accuracy and kappa (a), the area-under-the-curve for each of the four one-versus-rest evaluation (b), Wolpaw's and Nykopp's discrete mutual information together with the sum of the continuous mutual information (c), and the continuous mutual information for each of the one-versus-rest evaluation together with its sum (d), the "steepness of mutual information" $I(t)/(t - t_0)$, for the continuous "C," Nykopp's "N" and Wolpaw's "W" formula (e), and finally the parametric correlation coefficient (f) are shown. Before cue-onset (at $t_0 = 3s$), no separability is observed, the accuracy is $1/4=25\%$, kappa is 0, AUC is 0.5, $I=0$ bit, and the correlation is 0. After the cue onset, the separability increases.

the method. The H and F percentages are subtracted to produce the HF-difference, which varies between 100 percent for perfect detection and -100 percent. Equal weighting of the H and F metrics are used typically.

The hit rate H (also called Sensitivity Se or Recall) is defined as

$$H = Se = \frac{TP}{TP + FN}. \quad (19.25)$$

The false detection rate F is defined as

$$F = \frac{FP}{TP + FP}. \quad (19.26)$$

Note, $1 - F$ (also called the positive predictive value or Precision Pr) is not the same as the specificity ($Sc = \frac{TN}{TN + FP}$). In asynchronous mode, the specificity Sc cannot be obtained because the number of true negatives TN is not defined. In the field of information retrieval (Rijsbergen (1979)), the harmonic mean of *Precision* and *Recall* is called the F_1 -measure

$$F_1 = 2 \frac{Se \cdot Pr}{Se + Pr} = \frac{2 \cdot TP}{2 \cdot TP + FN + FP}. \quad (19.27)$$

In the field of BCI research, the Hit/False-difference has been more used widely and is defined as

$$HFdiff = H - F = \frac{TP}{TP + FN} - \frac{FP}{TP + FP} = Se + Pr - 1. \quad (19.28)$$

Computing false detections in this way emphasizes the operational cost of false positives (to the user of the interface) more than sample-based metrics. For example, suppose a 100-second segment of data sampled at 200 Hz and containing 20 event triggers was used as the test data and a detection method produced 20 detections, of which 10 were wrong. With a sample-by-sample classification, 10 false detections in 100 s would yield a false positive rate of $10/(100 * 200) = 0.05\%$, giving a false sense of confidence in a method that was wrong half the time. However, the HF-difference calculation would produce an H of 50% (half of the events detected), an F of 50% (half of the detections incorrect) and an HF-difference of 0.

On the other hand, the HF-difference ignores important timing characteristics such as the time over which the measurement was made and the time between events. So, while the same HF-difference may describe the performance for 5 events over a 10 second period and over a 10 minute period, this level of performance over the longer period means a much larger number of correctly classified nonevent samples. Further, the HF-difference formula does not specify the criteria by which a detection is classified as a hit or a false detection, allowing the adjustment of these criteria for the particular application under consideration.

As a cost function, the HF-difference provides a user-centered evaluation criteria. However, HF-difference values can be directly compared only when the criteria used to define a hit are the same and over data with similar event spacing.

19.8.2 Confusion Matrix for Self-Paced Data

Because of the limitations of the HF-difference and the lack of an alternative, there is currently no commonly accepted criterion available for evaluating self-paced BCI data. An important step toward such a standard is the paper of Mason et al. (Submitted) defining the relevant terms and providing some cornerstones for such criterion. Currently, there are two approaches under consideration—both are confusion matrices (Mason et al. (2005b)). In the first approach, the confusion matrix is obtained on a sample-per-sample basis. Each sample of the BCI output is compared with the label of the intended output for that sample. The second approach is a transition-based confusion matrix. Each transition of the BCI output is compared to the intended output to determine whether it is a desired or undesired transition. Currently, there is no consensus on how to create the confusion matrix and the issue is an ongoing research topic.

19.9 Other Criteria

19.9.1 Receiver-Operator Characteristics (ROC)

There are several other criteria that can be used; one is the receiver-operator characteristics (ROC) curve. The ROC curve obtained by varying the detection threshold and plotting the *Sensitivity* (fraction of true positives) versus $1 - \textit{Specificity}$ (fraction of false positives). Several summary statistics can be derived from ROC curves. A-prime (A') and d-prime (d') describe the separability of the data and are based on a detection threshold (Pal (2002)), whereas no detection threshold is needed for the area under the (ROC) curve AUC . ROC curves also have other interesting properties (for more details, see Stanislaw and Todorow (1999)). ROC-based criteria have been used for evaluating different artifact detection methods (Schlögl et al. (1999a,b)), in the BCI competition 2005 for feature selection (Lal et al. (2005a)), and by Rohde et al. (2002) for *self-paced* evaluation using AUC for comparing different detectors and for selecting detection thresholds.

19.9.2 Correlation Coefficient

The correlation coefficient is used sometimes for feature extraction or for validation. The Pearson correlation (i.e., the parametric correlation) is defined as

$$r = \frac{\sum_i (y_i - \bar{y})(x_i - \bar{x})}{\sqrt{(\sum_i (y_i - \bar{y})^2)(\sum_i (x_i - \bar{x})^2)}} \quad (19.29)$$

where x_i is the class label, y_i is the output value, and \bar{x}_i and \bar{y}_i denote the mean values of x_i and y_i , respectively. Alternatively, the rank correlation is computed by replacing the sample values x_i and y_i by its ranks $rank(x_i)$ and $rank(y_i)$ (19.29). The rank correlation should be used for non-Gaussian data, while for Gaussian data the parametric correlation is recommended. The correlation coefficient r can range from -1 to 1 with an $r = 0$ indicating no correlation between the output and the class label. The time courses of the

parametric and the rank correlation are presented in figure 19.3. The squared correlation coefficient r^2 has been used by Wolpaw's group (Wolpaw et al. (2000b)) for selecting the electrode position and the frequency band. The correlation coefficient can be computed for two classes, and also for more classes if the classes are ordered (e.g., if more than two target classes are available on a one-dimensional scale). The dataset used in table 19.2 and figure 19.3 does not provide such an ordering; therefore, the results of the two-class correlation coefficient are presented only for each of the individual one-versus-rest comparisons.

19.9.3 Evaluation of continuous-input and continuous-output systems

So far, all the presented evaluation criteria require a discrete target class for reference. However, BCI systems with continuous output information have been developed recently by groups such as Donoghue et al. at Brown University (Gao et al. (2003b); Wu et al. (2004a, 2005)). Within the evaluation of these systems, the task of the subject is to track a target in a two-dimensional space. The reference information (the 2D position of the target) as well as the BCI output are continuous variables. For the evaluation of this type of BCI system, the mean squared prediction error (MSE)

$$MSE = 1/N \cdot \sum_{t=1}^N ((x_t - \hat{x}_t)^2 + (y_t - \hat{y}_t)^2) \quad (19.30)$$

and the correlation coefficient in the x and y direction have been used

$$CC_x = \frac{\sum_i (x_i - \bar{x})(\hat{x}_i - \bar{\hat{x}})}{\sqrt{(\sum_i (x_i - \bar{x})^2)(\sum_i (\hat{x}_i - \bar{\hat{x}})^2)}} \quad (19.31)$$

$$CC_y = \frac{\sum_i (y_i - \bar{y})(\hat{y}_i - \bar{\hat{y}})}{\sqrt{(\sum_i (y_i - \bar{y})^2)(\sum_i (\hat{y}_i - \bar{\hat{y}})^2)}} \quad (19.32)$$

in several works (Gao et al. (2003b); Wu et al. (2004a, 2005)) for comparing different decoding algorithms. Here, (x, y) and (\hat{x}, \hat{y}) indicate the position target and the output, respectively. Note, the correlation coefficient here is the same in (19.29), only the symbols are used differently. Here, the two-dimensional input and output are denoted by (x, y) and (\hat{x}, \hat{y}) , respectively; in (19.29), the one-dimensional input and output are denoted by x and y , respectively.

However, they recommend the MSE over the correlation coefficients, because "MSE is more meaningful for prosthetic applications, where the subjects need precise control of cursor positions; [they] observed decoding results with relatively high correlation coefficients that were sometimes far from 2D hand trajectory" (Wu et al. (2005)(pp. 93–94)).

19.9.4 Response Time

The previous paragraphs were dedicated to evaluation criteria that measure the separability of the data (through accuracy, mutual information, etc.). However, what happens if the

perfect data processing method has been developed, but the result is obtained one hour after the subject actually performed the action? Even if we could speed up the method to a one-minute delay, the BCI will not be accepted by users. In other words, the response time is also a crucial parameter in assessing the performance of a BCI.

To take into account not only the separability but also the response time, the maximum steepness of the mutual information has been used as the evaluation criterion in BCI Competition III (2005b).

$$STMI(t) = \frac{I(t)}{t - t_0} \quad (19.33)$$

whereas t_0 is the time for the cue onset and $I(t)$ is the continuous mutual information. The maximum mutual information is the slope of that tangent on the curve $I(t)$ that goes through point $(t, I) = [t_0, 0]$.

The results in figure 19.3 provide some information about time course of the detection accuracy. The data were recorded according to a cue-based paradigm (figure 19.2) with the cue presented at time $t_0 = 3s$; afterward the separability (figure 19.3) increases up to a maximum time $t = 7.0s$ giving a response time of $4.0s$ for optimum accuracy. However, the maximum steepness of $0.64bit/s$ is obtained at $t = 4.2s$.

The steepness can also be calculated for any other criterion; for the BCI competition, the steepness of the mutual information was chosen because the mutual information provides a smooth curve and is, therefore, most suitable.

The BCI system with the largest maximum steepness provides the fastest and most accurate feedback at the output. The steepness will be especially useful for investigating signal processing and feature extraction methods. For example, it can be used to identify the optimum window length (trade-off between estimation accuracy and delay time). Furthermore, the steepness of the mutual information also provides an upper limit of the theoretical information transfer rate (amount of information per time unit) of a specific BCI design.

19.10 Discussion

Three approaches (19.9), (19.15), and (19.23) for estimating the mutual information have been described. The first approach uses the (overall) accuracy, the second approach uses the confusion matrix to estimate the mutual information, and the third approach evaluates the information content of the continuous output. All approaches were derived from the communication theory of Shannon and Weaver (1949). The differences in the results (see figure 19.3 and table 19.3) are due to different a priori assumptions, which are not always fulfilled. Especially (19.9) has some strong preconditions (e.g., equal distribution of wrong classifications), which are rarely fulfilled. Consequently, methods taking into account the whole confusion matrix should be preferred in case of a discrete output. For the evaluation of continuous BCI output, the mutual information for continuous output is recommended; it does not require thresholding, and the magnitude information is taken into account. The derivation of the equations also points out the possibility of a more refined analysis, for

Criterion	Units	# classes	min/chance/max	Threshold required
ERR	%	M	$0/\frac{M-1}{M}100\%/100\%$	YES
ACC	%	M	$0/\frac{100\%}{M}/100\%$	YES
Kappa	[1]	M	-1/0/1	YES
I_{Wolpaw}	[bit]	M	$0/0/\log_2(M)$	YES
I_{Nykopp}	[bit]	M	$0/0/\log_2(M)$	YES
$I_{Continuous}$	[bit]	$2, M^1$	$0/0/\text{inf}$	NO
STMI	[bit/s]	2	$0/0/\text{inf}$	NO
SNR	1	2	$0/0/\text{inf}$	NO
Correlation r	[1]	$2, M^2, \text{cont.}^4$	-1/0/1	NO
AUC	[1]	2	0/0.5/1	NO
A'	[1]	2	0/0.5/1	YES
d'	[1]	2	-inf /0/ inf	YES
F_1	[1]	2	0/0.5/1	YES
HF-diff	%	1^3	-100%/-/100%	YES
MSE	$[cm^2]$	cont.^4		NO

Table 19.4 Overview of evaluation criteria. The # classes column indicates whether the criterion is suitable for a two-class or for an M -class problem. Nevertheless, the two-class criteria also can be applied to each class of an M -class problem if each class is evaluated against the rest (one-vs.-rest scheme). The column min/chance/max indicates the range (min/max) and the result of a chance classification. The threshold column indicates whether a known threshold value is necessary (YES) or if the performance can be computed without determining a certain threshold (NO).

¹The mutual information for continuous output is defined by two classes, and can be extended to M classes by summing up the information of each 1-vs.-rest output. ²The correlation coefficient r can be applied to $M > 2$ classes only if the classes can be ordered such that $c_1 < c_2 < \dots < c_M$. ³The $HF - diff$ is used for evaluating one active state versus a resting state. ⁴The reference information is not discrete but continuous, no class information but, e.g., target trajectory is provided.

example, the assumption of Gaussianity can be replaced by more accurate estimates of the actual output distribution.

Although evaluation criteria have not received much attention in BCI research, complete definitions, further discussion, and sound application of these criteria will improve the overall evaluations of BCI systems. To simplify the usage of various criteria, the software implementation of the evaluation criteria is available through the BioSig project <http://biosig.sf.net/>.

Notes

E-mail for correspondence: alois.schloegl@tugraz.at

References

- Altschuller, E. L., A. Vankov, E. M. Hubbard, E. Roberts, V. S. Ramachandran, and J. A. Pineda. 2000. Mu wave blocking by observation of movement and its possible use as a tool to study theory of other minds. *Society of Neuroscience Abstracts* 26(68).
- Andersen, R. A., J. W. Burdick, S. Musallam, B. Pesaran, and J. G. Cham. 2004a. Cognitive neural prosthetics. *Trends in Cognitive Sciences* 8(11):486–493.
- Andersen, R. A., J. W. Burdick, S. Musallam, H. Scherberger, B. Pesaran, D. Meeker, B. D. Corneil, I. Fineman, Z. Nenadic, E. Branchaud, J. G. Cham, B. Greger, Y. C. Tai, and M. M. Mojarradi. 2004b. Recording advances for neural prosthetics. In *Proceedings of the 26th International Conference of the Engineering in Medicine and Biology Society* vol. 7: 5352–5355. IEEE.
- Andersen, R. A., L. H. Snyder, D. C. Bradley, and J. Xing. 1997. Multimodal representation of space in the posterior parietal cortex and its use in planning movements. *Annual Review of Neuroscience* 20(303–330):591–596.
- Anderson, C. 2005. Taxonomy of feature extraction and translation methods for bci (Web page). <http://www.cs.colostate.edu/eeg/taxonomy.html>.
- Anderson, C. W. 1997. Effects of variations in neural network topology and output averaging on the discrimination of mental tasks from spontaneous EEG. *Journal of Intelligent Systems* 7:165–190.
- Anderson, C. W. and M. J. Kirby. 2003. EEG subspace representations and feature selection for brain-computer interfaces. In *Proceedings of the 1st IEEE Workshop on Computer Vision and Pattern Recognition for Human Computer Interaction (CVPRHCI)*, Madison, Wis.
- Anderson, C. W., J. N. Knight, T. O’Connor, M. J. Kirby, and A. Sokolov. 2006. Geometric subspace methods and time-delay embedding for EEG artifact removal and classification. *IEEE Transactions on Neural Systems and Rehabilitation Engineering* 14(2): 142–146.
- Annett, J. 1995. Motor imagery: perception or action? *Neuropsychologia* 33(11):1395–1417.
- Arkin, R. C. 1998. Behavior-based robotics. MIT Press.
- Ashe, J. 1997. Force and the motor cortex. *Behavioural Brain Research* 87(2):255–269.
- Babiloni, C., A. Brancucci, L. Arendt-Nielsen, F. Babiloni, P. Capotosto, F. Carducci, F. Cincotti, L. Romano, A. C. Chen, and P. M. Rossini. 2004. Alpha event-related

- desynchronization preceding a go/no-go task: a high-resolution eeg study. *Neuropsychology* 18(4):719–728.
- Babiloni, C., F. Carducci, F. Cincotti, P. M. Rossini, C. Neuper, G. Pfurtscheller, and F. Babiloni. 1999. Human movement-related potentials vs. desynchronization of EEG alpha rhythm: a high-resolution EEG study. *NeuroImage* 10(6):658–665.
- Babiloni, F., F. Cincotti, L. Bianchi, G. Pirri, J. d. R. Millán, J. Mouriño, S. Salinari, and M. G. Marciani. 2001. Recognition of imagined hand movements with low resolution surface Laplacian and linear classifiers. *Medical Engineering & Physics* 23(5):323–328.
- Babiloni, F., F. Cincotti, L. Lazzarini, J. d. R. Millán, J. Mouriño, M. Varsta, J. Heikkinen, L. Bianchi, and M. G. Marciani. 2000. Linear classification of low-resolution EEG patterns produced by imagined hand movements. *IEEE Transactions on Rehabilitation Engineering* 8:186–188.
- Baillet, S., J. C. Mosher, and R. M. Leahy. 2001. Electromagnetic brain mapping. *IEEE Signal Processing Magazine* 18(6):14–30.
- Balbale, U. H., J. E. Huggins, S. L. BeMent, and S. P. Levine. 1999. Multi-channel analysis of human event-related cortical potentials for the development of a direct brain interface. In *Proceedings of the First Joint BMES/EMBS Conference. IEEE Engineering in Medicine and Biology* vol. 1.
- Barnett, V. and T. Lewis. 1994. *Outliers in statistical data*. New York: Wiley, 3rd edition.
- Bashashati, A., R. K. Ward, and G. E. Birch. 2005. A new design of the asynchronous brain computer interface using the knowledge of the path of features. In *2nd International IEEE-EMBS Conference on Neural Engineering*. IEEE-EMBS.
- Batista, A. P., C. A. Buneo, L. H. Snyder, and R. A. Andersen. 1999. Reach plans in eye-centered coordinates. *Science* 285(5425):257–260.
- Bauer, G., F. Gerstenbrand, and E. Rimpl. 1979. Varieties of the locked-in syndrome. *Journal of Neurology* 221(2):77–91.
- Bayliss, J. D. 2003. Use of the evoked potential P3 component for control in a virtual apartment. *IEEE Transactions on Neural Systems and Rehabilitation Engineering* 11(2):113–116.
- Bayliss, J. D. and D. H. Ballard. 2000. A virtual reality testbed for brain-computer interface research. *IEEE Transactions on Rehabilitation Engineering* 8(2):188–190.
- Bayliss, J. D., S. A. Inverso, and A. Tentler. 2004. Changing the P300 brain computer interface. *Cyberpsychology & Behavior: The Impact of the Internet, Multimedia and Virtual Reality on Behavior and Society* 7(6):694–704.
- BCI Competition III. 2005. Available from http://ida.first.fhg.de/projects/bci/competition_iii/results/.
- BCI Competition III. 2005a. Data set IIIa of the BCI competition. Available from http://ida.first.fhg.de/projects/bci/competition_iii/results/#graz1.
- BCI Competition III. 2005b. Data set IIIb of the BCI competition. Available from http://ida.first.fhg.de/projects/bci/competition_iii/results/#graz2.

- Beck, D. M. and N. Lavie. 2005. Look here but ignore what you see: Effects of distractors at fixation. *Journal of Experimental Psychology: Human Perception and Performance* 31(3):592–607.
- Bell, A. J. and T. J. Sejnowski. 1995. An information-maximization approach to blind separation and blind deconvolution. *Neural Computation* 7(6):1129–1159.
- Belouchrani, A., K. A. Meraim, J.-F. Cardoso, and E. Moulines. 1997. A blind source separation technique based on second order statistics. *IEEE Transactions on Signal Processing* 45(2):434–444.
- Benabid, A. L., P. Pollak, C. Gervason, D. Hoffmann, D. M. Gao, M. Hommel, J. E. Perret, and J. de Rougemont. 1991. Long-term suppression of tremor by chronic stimulation of the ventral intermediate thalamic nucleus. *Lancet* 337(8738):403–406.
- Bennett, K. P. and O. L. Mangasarian. 1992. Robust linear programming discrimination of two linearly inseparable sets. *Optimization Methods and Software* 1:23–34.
- Berger, T. W. and D. L. Glanzman, editors. 2005. Toward replacement parts for the brain: Implantable biomimetic electronics as neural prostheses. Cambridge, Mass.: MIT Press.
- Birbaumer, N. 2005. Nur das Denken bleibt. Neuroethik des Eingeschlossen-Seins. In *Neurowissenschaften und Menschenbild*, edited by E. Engels and E. Hildt. Paderborn: Mentis-Verlag.
- Birbaumer, N. 2006a. Breaking the silence: brain-computer interfaces (BCI) for communication and motor control. *Psychophysiology* 43(6):517–532.
- Birbaumer, N. 2006b. Brain-computer-interface research: coming of age. *Clinical Neurophysiology* 117(3):479–483.
- Birbaumer, N. and L. Cohen. 2005. A brain-computer-interface (BCI) for chronic stroke. In *35th Annual Meeting of the Society for Neuroscience*, Washington, DC.
- Birbaumer, N., T. Elbert, A. G. Canavan, and B. Rockstroh. 1990. Slow potentials of the cerebral cortex and behavior. *Physiological Review* 70(1):1–41.
- Birbaumer, N., N. Ghanayim, T. Hinterberger, I. Iversen, B. Kotchoubey, A. Kübler, J. Perelmouter, E. Taub, and H. Flor. 1999. A spelling device for the paralysed. *Nature* 398:297–298.
- Birbaumer, N., T. Hinterberger, A. Kübler, and N. Neumann. 2003. The thought translation device (TTD): neurobehavioral mechanisms and clinical outcome. *IEEE Transactions on Neural Systems and Rehabilitation Engineering* 11(2):120–123.
- Birbaumer, N., A. Kübler, N. Ghanayim, T. Hinterberger, J. Perelmouter, J. Kaiser, I. Iversen, B. Kotchoubey, N. Neumann, and H. Flor. 2000. The thought translation device (TTD) for completely paralyzed patients. *IEEE Transactions on Rehabilitation Engineering* 8(2):190–193.
- Birbaumer, N. and R. F. Schmid. 2006. Biologische psychologie, chapter Methoden der Biologischen Psychologie, 483–511. Berlin: Springer, 6 edition.
- Birbaumer, N., R. Veit, M. Lotze, M. Erb, C. Hermann, W. Grodd, and H. Flor. 2005. Deficient fear conditioning in psychopathy: a functional magnetic resonance imaging

- study. *Archives of General Psychiatry* 62(7):799–805.
- Birch, G. E., Z. Bozorgzadeh, and S. G. Mason. 2002. Initial on-line evaluations of the LF-ASD brain-computer interface with able-bodied and spinal-cord subjects using imagined voluntary motor potentials. *IEEE Transactions on Neural Systems and Rehabilitation Engineering* 10(4):219–224.
- Birch, G. E., P. D. Lawrence, and R. D. Hare. 1993. Single-trial processing of event-related potentials using outlier information. *IEEE Transactions on Biomedical Engineering* 40(1):59–73.
- Birch, G. E., S. G. Mason, and J. F. Borisoff. 2003. Current trends in brain-computer interface research at the Neil Squire Foundation. *IEEE Transactions on Neural Systems and Rehabilitation Engineering* 11(2):123–126.
- Birch, G. E., J. R. Watzke, and C. Bolduc. 1995. Research and development of adaptive equipment for persons with significant disabilities and the elderly; activities conducted by the Neil Squire Foundation. *Technology and Disability* 4:169–173.
- Bishop, C. M. 1995. Neural networks for pattern recognition. Oxford, UK: Clarendon Press.
- Blanchard, G. and B. Blankertz. 2004. BCI competition 2003 – data set IIa: Spatial patterns of self-controlled brain rhythm modulations. *IEEE Transactions on Biomedical Engineering* 51(6):1062–1066.
- Blanchard, G., M. Sugiyama, M. Kawanabe, V. Spokoiny, and K.-R. Müller. 2006. In search of non-Gaussian components of a high-dimensional distribution. *Journal of Machine Learning Research* 7:247–282.
- Blankertz, B. 2003. BCI Competition 2003 results (Web page). http://ida.first.fhg.de/projects/bci/competition_ii/results/.
- Blankertz, B. 2005a. BCI Competition III results (Web page). http://ida.first.fhg.de/projects/bci/competition_iii/results/.
- Blankertz, B. 2005b. BCI Competitions. Web page. <http://ida.first.fhg.de/projects/bci/competitions/>.
- Blankertz, B., G. Curio, and K.-R. Müller. 2002. Classifying single trial EEG: towards brain computer interfacing. In *Advances in Neural Information Processing Systems (NIPS 01)*, edited by T. G. Diettrich, S. Becker, and Z. Ghahramani vol. 14: 157–164, Cambridge, Mass. The MIT Press.
- Blankertz, B., G. Dornhege, M. Krauledat, K.-R. Müller, and G. Curio. 2005. The Berlin Brain-Computer Interface: report from the feedback sessions. Technical Report 1, Fraunhofer FIRST.
- Blankertz, B., G. Dornhege, M. Krauledat, K.-R. Müller, V. Kunzmann, F. Losch, and G. Curio. 2006a. The Berlin Brain-Computer Interface: EEG-based communication without subject training. *IEEE Transactions on Neural Systems and Rehabilitation Engineering* 14(2):147–152.
- Blankertz, B., G. Dornhege, S. Lemm, M. Krauledat, G. Curio, and K.-R. Müller. 2006b. The Berlin Brain-Computer Interface: Machine learning based detection of user specific

- brain states. *Journal of Universal Computer Science* 12(6):581–607.
- Blankertz, B., G. Dornhege, C. Schäfer, R. Krepki, J. Kohlmorgen, K.-R. Müller, V. Kunzmann, F. Losch, and G. Curio. 2003. Boosting bit rates and error detection for the classification of fast-paced motor commands based on single-trial EEG analysis. *IEEE Transactions on Neural Systems and Rehabilitation Engineering* 11(2):127–131.
- Blankertz, B., K. R. Müller, G. Curio, T. M. Vaughan, G. Schalk, J. R. Wolpaw, A. Schlögl, C. Neuper, G. Pfurtscheller, T. Hinterberger, M. Schröder, and N. Birbaumer. 2004. The BCI Competition 2003: progress and perspectives in detection and discrimination of EEG single trials. *IEEE Transactions on Biomedical Engineering* 51(6):1044–1051.
- Blankertz, B., K. R. Müller, D. Krusienski, J. R. Wolpaw, A. Schlögl, G. Pfurtscheller, J. d. R. Millán, M. Schröder, and N. Birbaumer. 2006c. The BCI competition III: Validating alternative approaches to actual BCI problems. *IEEE Transactions on Neural Systems and Rehabilitation Engineering* 14(2):153–159.
- Blatt, G. J., R. A. Andersen, and G. R. Stoner. 1990. Visual receptive-field organization and cortico-cortical connections of the lateral intraparietal area (area LIP) in the macaque. *The Journal of Comparative Neurology* 299(4):421–445.
- Bock, O., S. Schneider, and J. Bloomberg. 2001. Conditions for interference versus facilitation during sequential sensorimotor adaptation. *Experimental Brain Research* 138(3):359–365.
- Borisoff, J. F., S. G. Mason, A. Bashashati, and G. E. Birch. 2004. Brain-computer interface design for asynchronous control applications: improvements to the LF-ASD asynchronous brain switch. *IEEE Transactions on Biomedical Engineering* 51(6):985–992.
- Bortz, H. and G. A. Lienert. 1998. Kurzgefasste statistik für die klassische forschung, chapter 6: Übereinstimmungsmaße für subjektive Merkmalsurteile, 265–270. Berlin Heidelberg: Springer.
- Boser, B. E., I. M. Guyon, and V. N. Vapnik. 1992. A training algorithm for optimal margin classifiers. In *Proceedings of the 5th Annual ACM Workshop on Computational Learning Theory*, edited by D. Haussler: 144–152.
- Brain-Computer Interface Technology: Theory and Practice—First International Meeting Program and Papers. 1999. Wadsworth Center Brain-Computer Interface Project.
- Brain-Computer Interface Technology: Third International Meeting. 2005. Rensselaerville, New York. June 14-19.
- Branchaud, E., J. G. Cham, Z. Nenadic, R. A. Andersen, and J. W. Burdick. 2005. A miniature robot for autonomous single neuron recordings. In *Proceedings of the 2005 IEEE International Conference on Robotics and Automation* vol. 2: 5352–5355 Vol. 7. IEEE.
- Braun, C., R. Schweizer, T. Elbert, N. Birbaumer, and E. Taub. 2000. Differential activation in somatosensory cortex for different discrimination tasks. *Journal of Neuroscience* 20(1):446–450.

- Braun, C., M. Staudt, C. Schmitt, H. Preissl, N. Birbaumer, and C. Gerloff. submitted. Crossed cortico-spinal motor control after capsular stroke. *Journal of Neurophysiology*.
- Breiman, L., J. Friedman, J. Olshen, and C. Stone. 1984. Classification and regression trees. Wadsworth.
- Britten, K. H., W. T. Newsome, M. N. Shadlen, S. Celebrini, and J. A. Movshon. 1996. A relationship between behavioral choice and visual responses of neurons in macaque MT. *Visual Neuroscience* 13(1):87–100.
- Britten, K. H., M. N. Shadlen, W. T. Newsome, and J. A. Movshon. 1992. The analysis of visual motion: a comparison of neuronal and psychophysical performance. *Journal of Neuroscience* 12(12):4745–4765.
- Brockwell, A. E., A. L. Rojas, and R. E. Kass. 2004. Recursive Bayesian decoding of motor cortical signals by particle filtering. *Journal of Neurophysiology* 91(4):1899–1907.
- Bronstein, M. M., A. M. Bronstein, M. Zibulevsky, and Y. Y. Zeevi. 2005. Blind deconvolution of images using optimal sparse representations. *IEEE Trans Image Process* 14(6):726–736.
- Brookings, J. B., G. F. Wilson, and C. R. Swain. 1996. Psychophysiological responses to changes in workload during simulated air traffic control. *Biological Psychology* 42(3):361–377.
- Brunner, C., B. Graimann, J. E. Huggins, S. P. Levine, and G. Pfurtscheller. 2005. Phase relationships between different subdural electrode recordings in man. *Neuroscience Letters* 375(2):69–74.
- Brunner, C., R. Scherer, B. Graimann, G. Supp, and G. Pfurtscheller. In revision. Online control of a brain-computer interface using phase synchronization. *IEEE Transactions on Biomedical Engineering*.
- Bunce, S. C., M. Izzetoglu, K. Izzetoglu, B. Onaral, and K. Pourrezaei. 2006. Functional near-infrared spectroscopy. *IEEE Engineering in Medicine and Biology Magazine* 25(4):54–62.
- Burges, C. J. C. 1998. A tutorial on support vector machines for pattern recognition. *Data Mining and Knowledge Discovery* 2(2):121–167.
- Buttfield, A., P. W. Ferrez, and J. d. R. Millán. 2006. Towards a robust BCI: error recognition and online learning. *IEEE Transactions on Neural Systems and Rehabilitation Engineering* 14(2):164–168.
- Cacace, A. T. and D. J. McFarland. 2003. Spectral dynamics of electroencephalographic activity during auditory information processing. *Hearing Research* 176(1–2):25–41.
- Caminiti, R., P. B. Johnson, and A. Urbano. 1990. Making arm movements within different parts of space: dynamic aspects in the primary motor cortex. *Journal of Neuroscience* 10(7):2039–2058.
- Campbell, C. and K.P. Bennett. 2001. A linear programming approach to novelty detection. In *Advances in Neural Information Processing Systems (NIPS 00)*, edited by T.K. Leen, T.G. Dietterich, and V. Tresp vol. 13: 395–401, Cambridge, Mass. The MIT Press.

- Cardoso, J.-F. and A. Souloumiac. 1993. Blind beamforming for non gaussian signals. *IEE Proceedings-F* 140(46):362–370.
- Carmena, J. M., M. A. Lebedev, R. E. Crist, J. E. O’Doherty, D. M. Santucci, D. F. Dimitrov, P. G. Patil, C. S. Henriquez, and M. A. Nicolelis. 2003. Learning to control a brain-machine interface for reaching and grasping by primates. *PLoS Biology* 1(2):E42.
- Carter, C. S., T. S. Braver, D. M. Barch, M. M. Botvinick, D. Noll, and J. D. Cohen. 1998. Anterior cingulate cortex, error detection, and the online monitoring of performance. *Science* 280(5364):747–749.
- Cham, J. G., E. A. Branchaud, Z. Nenadic, B. Greger, R. A. Andersen, and J. W. Burdick. 2005. Semi-chronic motorized microdrive and control algorithm for autonomously isolating and maintaining optimal extracellular action potentials. *Journal of Neurophysiology* 93(1):570–579.
- Chapelle, O., P. Haffner, and V. Vapnik. 1999. Support vector machines for histogram based image classification. *IEEE Transactions on Neural Networks* 10(5):1055–1064.
- Chapin, J. K. 2006. Talk presented at IEEE 2006 International Conference of the Engineering in Medicine and Biology Society, New York City, USA.
- Chapin, J. K., K. A. Moxon, R. S. Markowitz, and M. A. Nicolelis. 1999. Real-time control of a robot arm using simultaneously recorded neurons in the motor cortex. *Nature Neuroscience* 2(7):664–670.
- Chen, W. and S. Ogawa. 2000. Principles of BOLD functional MRI. In *Functional MRI*, edited by C. Moonen and P. Bandettini. Berlin Heidelberg: Springer.
- Cheng, M., X. Gao, S. Gao, and D. Xu. 2002. Design and implementation of a brain-computer interface with high transfer rates. *IEEE Transactions on Biomedical Engineering* 49(10):1181–1186.
- Cohen, J. 1960. A coefficient of agreement for nominal scales. *Educational and Psychological Measurement* 20:37–46.
- Cohen, J. and J. Polich. 1997. On the number of trials needed for P300. *International Journal of Psychophysiology* 25(3):249–255.
- Coin3D. High-level 3d graphics toolkit for developing cross-platform real-time 3d visualization and visual simulation software. Available from <http://www.coin3d.org>.
- Collobert, R. and S. Bengio. 2001. SVM Torch: support vector machines for large-scale regression problems. *Journal of Machine Learning Research* 1(2):143–160.
- Connolly, J. D., R. A. Andersen, and M. A. Goodale. 2003. FMRI evidence for a “parietal reach region” in the human brain. *Experimental Brain Research* 153(2):140–145.
- Cover, T. M. 1969. Learning in pattern recognition. In *Methodologies of Pattern Recognition*, edited by Satoshi Watanabe. New York: Academic Press.
- Cover, T. M. and J. M. Van Campenhout. 1977. On the possible ordering in the measurement selection problem. *IEEE transactions on systems, man, and cybernetics* SMC-7: 657–661.

- Coyle, S., T. Ward, C. Markham, and G. McDarby. 2004. On the suitability of near-infrared (NIR) systems for next-generation brain-computer interfaces. *Physiological Measurement* 25(4):815–822.
- Crammer, K. and Y. Singer. 2001. On the algorithmic implementation of multiclass kernel-based vector machines. *Journal of Machine Learning Research* 2(2):265–292.
- Creasey, G. H., C. H. Ho, R. J. Triolo, D. R. Gater, A. F. DiMarco, K. M. Bogie, and M. W. Keith. 2004. Clinical applications of electrical stimulation after spinal cord injury. *The Journal of Spinal Cord Medicine* 27(4):365–375.
- Crochiere, R. E. 1980. A weighted overlap-add method of short-time fourier analysis/synthesis. *IEEE Transactions on Acoustics, Speech, & Signal Processing ASSP-28* (1):99–102.
- Cruz-Neira, C., D. J. Sandin, and T. A. DeFanti. 1993. Surround-screen projection-based virtual reality: the design and implementation of the CAVE. In *Proceedings of the 20th annual conference on Computer graphics and interactive techniques*: 135–142.
- Cui, R. Q., D. Huter, W. Lang, and L. Deecke. 1999. Neuroimage of voluntary movement: topography of the Bereitschaftspotential, a 64-channel DC current source density study. *Neuroimage* 9(1):124–134.
- Cuningham, H. A. and R. B. Welch. 1994. Multiple concurrent visual-motor mappings: implication for models of adaptation. *Journal of Experimental Psychology. Human Perception and Performance* 20(5):987–999.
- Curran, E. A. and M. J. Stokes. 2003. Learning to control brain activity: A review of the production and control of EEG components for driving brain-computer interface (BCI) systems. *Brain and cognition* 51(3):326–336.
- Dakin, S. C., R. F. Hess, T. Ledgeway, and R. L. Achtman. 2002. What causes non-monotonic tuning of fMRI response to noisy images? *Current Biology* 12(14):R476–477.
- Davidson, R. J., D. Pizzagalli, J. B. Nitschke, and K. Putnam. 2002. Depression: perspectives from affective neuroscience. *Annual Review of Psychology* 53:545–574.
- Decety, J., D. Perani, M. Jeannerod, V. Bettinardi, B. Tadary, R. Woods, J. C. Mazziotta, and F. Fazio. 1994. Mapping motor representations with positron emission tomography. *Nature* 371(6498):600–602.
- DeCharms, R. C., K. Christoff, G. H. Glover, J. M. Pauly, S. Whitfield, and J. D. Gabrieli. 2004. Learned regulation of spatially localized brain activation using real-time fMRI. *Neuroimage* 21(1):436–443.
- DeCharms, R. C., F. Maeda, G. H. Glover, D. Ludlow, J. M. Pauly, D. Soneji, J. D. Gabrieli, and S. C. Mackey. 2005. Control over brain activation and pain learned by using real-time functional MRI. *Proceedings of the National Academy of Sciences of the United States of America* 102(51):18626–18631.
- Delorme, A. and S. Makeig. 2003. EEG changes accompanying learned regulation of 12-Hz EEG activity. *IEEE Transactions on Neural Systems and Rehabilitation Engineering* 11(2):133–137.

- Delorme, A. and S. Makeig. 2004. EEGLAB: an open source toolbox for analysis of single-trial EEG dynamics including independent component analysis. *Journal of Neuroscience Methods* 134(1):9–21.
- Donchin, E., K. M. Spencer, and R. Wijesinghe. 2000. The mental prosthesis: assessing the speed of a P300-based brain-computer interface. *IEEE Transactions on Rehabilitation Engineering* 8(2):174–179.
- Donoghue, J. 2002. Connecting cortex to machines: Recent advances in brain interfaces. *Nature Neuroscience* 5:1085–1088.
- Dornhege, G. 2006. Increasing information transfer rates for brain-computer interfacing. PhD thesis, University of Potsdam.
- Dornhege, G., B. Blankertz, and G. Curio. 2003a. Speeding up classification of multi-channel brain-computer interfaces: common spatial patterns for slow cortical potentials. In *Proceedings of the 1st International IEEE EMBS Conference on Neural Engineering, Capri 2003*: 595–598.
- Dornhege, G., B. Blankertz, G. Curio, and K. R. Müller. 2003b. Combining features for BCI. In *Advances in Neural Information Processing Systems (NIPS 02)*, edited by S. Becker, S. Thrun, and K. Obermayer vol. 15: 1115–1122, Cambridge, Mass. The MIT Press.
- Dornhege, G., B. Blankertz, G. Curio, and K. R. Müller. 2004a. Boosting bit rates in noninvasive EEG single-trial classifications by feature combination and multi-class paradigms. *IEEE Transactions on Biomedical Engineering* 51(6):993–1002.
- Dornhege, G., B. Blankertz, G. Curio, and K. R. Müller. 2004b. Increase information transfer rates in BCI by CSP extension to multi-class. In *Advances in Neural Information Processing Systems (NIPS 03)*, edited by S. Thrun, L. Saul, and B. Schölkopf, vol. 16. Cambridge, Mass.: The MIT Press.
- Dornhege, G., B. Blankertz, M. Krauledat, F. Losch, and G. and K. R. Müller. 2006a. Combined optimization of spatial and temporal filters for improving brain-computer interfacing. *IEEE Transactions on Biomedical Engineering* 53(11):2274–2281.
- Dornhege, G., B. Blankertz, M. Krauledat, F. Losch, G. Curio, and K.-R. Müller. 2006b. Optimizing spatio-temporal filters for improving brain-computer interfacing. In *Advances in Neural Information Processing Systems (NIPS 05)* vol. 18: 315–322, Cambridge, Mass. The MIT Press.
- Drake, K. L., K. D. Wise, J. Farraye, D. J. Anderson, and S. L. BeMent. 1988. Performance of planar multisite microprobes in recording extracellular single-unit intracortical activity. *IEEE Transactions on Biomedical Engineering* 35(9):719–732.
- Duda, R. O., P. E. Hart, and D. G. Stork. 2001. Pattern classification. New York: John Wiley and Sons Publishing Company, 2nd edition.
- Duncan-Johnson, C. C. and E. Donchin. 1977. On quantifying surprise: the variation of event-related potentials with subjective probability. *Psychophysiology* 14(5):456–467.
- Duque, J., F. Hummel, P. Celnik, N. Murase, R. Mazzocchio, and L. G. Cohen. 2005. Transcallosal inhibition in chronic subcortical stroke. *Neuroimage* 28(4):940–946.

- Dworkin, B. R. and N. E. Miller. 1986. Failure to replicate visceral learning in the acute curarized rat preparation. *Behavioral neuroscience* 100(3):299–314.
- Eaton, J. W. Octave. Available at <http://www.octave.org/>.
- Eckmiller, R. 1997. Learning retina implants with epiretinal contacts. *Ophthalmic research* 29(5):281–289.
- Edell, D. J., V. V. Toi, V. M. McNeil, and L. D. Clark. 1992. Factors influencing the biocompatibility of insertable silicon microshafts in cerebral cortex. *IEEE Transactions on Biomedical Engineering* 39(6):635–643.
- Eichhorn, J., A. Tolias, A. Zien, M. Kuss, C. E. Rasmussen, J. Weston, N. Logothetis, and B. Schölkopf. 2004. Prediction on spike data using kernel algorithms. In *Advances in Neural Information Processing Systems (NIPS 03)*, edited by S. Thrun, L. Saul, and B. Schölkopf vol. 16, Cambridge, MA. The MIT Press.
- Elbert, T., B. Rockstroh, W. Lutzenberger, and N. Birbaumer. 1980. Biofeedback of slow cortical potentials. I. *Electroencephalography and Clinical Neurophysiology* 48(3):293–301.
- EMEGS. Electromagnetic encaphalography software. Available at <http://134.34.43.26/~emegs/modules/news/>.
- Evarts, E. V. 1968. Relation of pyramidal tract activity to force exerted during voluntary movement. *Journal of Neurophysiology* 31(1):14–27.
- Fabiani, G. E., D. J. McFarland, J. R. Wolpaw, and G. Pfurtscheller. 2004. Conversion of EEG activity into cursor movement by a brain computer interface (BCI). *IEEE Transactions on Neural Systems and Rehabilitation Engineering* 12(3):331–338.
- Fabiani, M., G. Gratton, D. Karis, and E. Donchin. 1987. Definition, identification, and reliability of measurement of the P300 component of the event-related brain potential. *Advances in Psychophysiology* 2:1–78.
- Falkenstein, M., J. Hoormann, S. Christ, and J. Hohnsbein. 2000. ERP components on reaction errors and their functional significance: a tutorial. *Biological Psychology* 51 (2–3):87–107.
- Farwell, L. A. and E. Donchin. 1988. Talking off the top of your head: toward a mental prosthesis utilizing event-related brain potentials. *Electroencephalography and Clinical Neurophysiology* 70(6):510–523.
- Felton, E. A., J. A. Wilson, R. G. Radwin, J. C. Williams, and P. C. Garell. 2005. Electrooculogram-controlled brain-computer interfaces with patients with temporary subdural electrode implants. *Neurosurgery* 57(2).
- Ferrez, P. W. and J. d. R. Millán. 2005. You are wrong!—Automatic detection of interaction errors from brain waves. In *19th International Joint Conference on Artificial Intelligence*.
- FES. The cleveland functional electrical stimulation center. Available at <http://fescenter.case.edu>.

- Fessler, J. A., S. Y. Chun, J. E. Huggins, and S. P. Levine. 2005. Detection of event-related spectral changes in electrocorticograms. In *Proceedings IEEE EMBS Conference on Neural Engineering*: 269–272.
- FieldTrip. Available at <http://www2.ru.nl/fcdonders/fieldtrip/1020.html>.
- Fisher, R. A. 1936. The use of multiple measurements in taxonomic problems. *Annals of Eugenics* 7:179–188.
- Flach, P. A. 2004. The many faces of ROC analysis in machine learning. Tutorial presented at the 21st International Conference on Machine Learning. Available from <http://www.cs.bris.ac.uk/~flach/ICML04tutorial/>.
- Flament, D. and J. Hore. 1988. Relations of motor cortex neural discharge to kinematics of passive and active elbow movements in the monkey. *Journal of Neurophysiology* 60 (4):1268–1284.
- Fleiss, J. L. 1981. Statistical methods for rates and proportions. New York: John Wiley and Sons Publishing Company, 2nd edition.
- Flotzinger, D., G. Pfurtscheller, C. Neuper, J. Berger, and W. Mohl. 1994. Classification of non-averaged EEG data by learning vector quantisation and the influence of signal preprocessing. *Medical & Biological Engineering & Computing* 32(5):571–576.
- Foffani, G., A. M. Bianchi, A. Priori, and G. Baselli. 2004. Adaptive autoregressive identification with spectral power decomposition for studying movement-related activity in scalp EEG signals and basal ganglia local field potentials. *Journal of Neural Engineering* 1(3):165–173.
- Franceschini, M. A., S. Fantini, J. H. Thompson, J. P. Culver, and D. A. Boas. 2003. Hemodynamic evoked response of the sensorimotor cortex measured noninvasively with near-infrared optical imaging. *Psychophysiology* 40(4):548–560.
- Frecon, E., G. Smith, A. Steed, M. Stenius, and O. Stahl. 2001. An overview of the COVEN platform. *Presence-Teleoperators and Virtual Environments* 10(1):109–127.
- Friedman, J. H. 1988. Fitting functions to noisy data in high dimensions. In *Computing Science and Statistics: Proceedings of the 20th Symposium on the Interface*, edited by E. Wegman, D. Gantz, and J. Miller: 13–43, Alexandria, Va. American Statistical Association.
- Friedman, J. H. 1989. Regularized discriminant analysis. *Journal of the American Statistical Association* 84(405):165–175.
- Friedman, J. H. 1991. Multivariate adaptive regression splines. *Annals of Statistics* 19(1): 1–141.
- Fu, Q. G., D. Flament, J. D. Coltz, and T. J. Ebner. 1995. Temporal coding of movement kinematics in the discharge of primate primary motor and premotor neurons. *Journal of Neurophysiology* 73(2):836–854.
- Fukunaga, K. 1990. Introduction to statistical pattern recognition. San Diego: Academic Press, 2nd edition.

- Gandolfo, F., C. S. R. Li, B. J. Benda, C. P. Schioppa, and E. Bizzi. 2000. Cortical correlates of learning in monkeys adapting to a new dynamical environment. *Proceedings of the National Academy of Sciences of the United States of America* 97(5):2259–2263.
- Gao, X., D. Xu, M. Cheng, and S. Gao. 2003a. A BCI-based environmental controller for the motion-disabled. *IEEE Transactions on Neural Systems and Rehabilitation Engineering* 11(2):137–140.
- Gao, Y., M. J. Black, E. Bienenstock, S. Shoham, and J. P. Donoghue. 2002. Probabilistic inference of hand motion from neural activity in motor cortex. In *Advances in Neural Information Processing Systems (NIPS 01)*, edited by T. G. Dietterich, S. Becker, and Z. Ghahramani vol. 14: 213–220, Cambridge, Mass. The MIT Press.
- Gao, Y., M. J. Black, E. Bienenstock, W. Wu, and J. P. Donoghue. 2003b. A quantitative comparison of linear and non-linear models of motor cortical activity for the encoding and decoding of arm motions. In *First International IEEE EMBS Conference on Neural Engineering*: 189–192.
- Garrett, D., D. A. Peterson, C. W. Anderson, and M. H. Thaut. 2003. Comparison of linear, nonlinear, and feature selection methods for EEG signal classification. *IEEE Transactions on Neural Systems and Rehabilitation Engineering* 11(2):141–144.
- Gehring, W., M. Coles, D. Meyer, and E. Donchin. 1990. The error-related negativity: An event-related brain potential accompanying errors. *Psychophysiology* 27:34.
- Georgopoulos, A. P., J. F. Kalaska, R. Caminiti, and J. T. Massey. 1982. On the relations between the direction of two-dimensional arm movements and cell discharge in primate motor cortex. *Journal of Neuroscience* 2(11):1527–1537.
- Georgopoulos, A. P., J. F. Kalaska, and J. T. Massey. 1983. Spatial coding of movements: A hypothesis concerning the coding of movement direction by motor cortical populations. *Experimental Brain Research* 7:327–336.
- Georgopoulos, A. P., R. E. Kettner, and A. B. Schwartz. 1988. Primate motor cortex and free arm movements to visual targets in three-dimensional space. II. Coding of the direction of movement by a neuronal population. *Journal of Neuroscience* 8(8):2928–2937.
- Georgopoulos, A. P., A. B. Schwartz, and R. E. Kettner. 1986. Neural population coding of movement direction. *Science* 233(4771):1416–1419.
- Gerson, A. D., L. C. Parra, and P. Sajda. 2005. Cortical origins of response time variability during rapid discrimination of visual objects. *Neuroimage* 28(2):342–353.
- Gevins, A., M. E. Smith, H. Leong, L. McEvoy, S. Whitfield, R. Du, and G. Rush. 1998. Monitoring working memory load during computer-based tasks with EEG pattern recognition methods. *Human Factors* 40(1):79–91.
- Gevins, A., M. E. Smith, L. McEvoy, and D. Yu. 1997. High-resolution EEG mapping of cortical activation related to working memory: effects of task difficulty, type of processing, and practice. *Cerebral Cortex* 7(4):374–385.
- Girone, M., G. Burdea, M. Bouzit, V. Popescu, and J. E. Deutsch. 2000. Orthopedic rehabilitation using the “Rutgers ankle” interface. *Studies in Health Technology and*

- Informatics* 70:89–95.
- glib. GTK+ team: *General-purpose utility library*. Available at <http://www.gtk.org>.
- Goncharova, I. I., D. J. McFarland, T. M. Vaughan, and J. R. Wolpaw. 2003. EMG contamination of EEG: spectral and topographical characteristics. *Clinical Neurophysiology* 114(9):1580–1593.
- Gonsalvez, C. L. and J. Polich. 2002. P300 amplitude is determined by target-to-target interval. *Psychophysiology* 39(3):388–396.
- GPL. Free Software Foundation: *The GNU General Public License*. Available at <http://www.gnu.org/licenses/licenses.html>.
- Graimann, B., J. E. Huggins, S. P. Levine, and G. Pfurtscheller. 2002. Visualization of significant ERD/ERS patterns in multichannel EEG and ECoG data. *Clinical Neurophysiology* 113(1):43–47.
- Graimann, B., J. E. Huggins, S. P. Levine, and G. Pfurtscheller. 2004. Towards a direct brain interface based on human subdural recordings and wavelet-packet analysis. *IEEE Transactions on Biomedical Engineering* 51(6):954–962.
- Graimann, B., J. E. Huggins, A. Schlögl, S. P. Levine, and G. Pfurtscheller. 2003. Detection of movement-related desynchronization patterns in ongoing single-channel electrocorticogram. *IEEE Transactions on Neural Systems and Rehabilitation Engineering* 11(3): 276–281.
- Graimann, B., G. Townsend, J. E. Huggins, A. Schlögl, S. P. Levine, and G. Pfurtscheller. 2005. A comparison between using ECoG and EEG for direct brain communication. In *Proceedings of the EMBEC05*.
- Grave de Peralta Menendez, R., S. Gonzalez Andino, A. Khateb, A. Pegna, G. Thut, and T. Landis. 2005a. About the information content of local field potentials non-invasively estimated from the EEG. In *16th Meeting of the International Society for Brain Electromagnetic Topography*.
- Grave de Peralta Menendez, R., S. Gonzalez Andino, L. Perez, P. W. Ferrez, and J. d. R. Millán. 2005b. Non-invasive estimation of local field potentials for neuro-prosthesis control. *Cognitive Processing* 6:59–64.
- Grave de Peralta Menendez, R. and S. L. Gonzalez Andino. 1998. A critical analysis of linear inverse solutions to the neuroelectromagnetic inverse problem. *IEEE Transactions on Biomedical Engineering* 45(4):440–448.
- Grave de Peralta Menendez, R., S. L. Gonzalez Andino, S. Morand, C. M. Michel, and T. Landis. 2000. Imaging the electrical activity of the brain: ELECTRA. *Human Brain Mapping* 9(1):1–12.
- Grave de Peralta Menendez, R., M. M. Murray, C. M. Michel, R. Martuzzi, and S. L. Gonzalez Andino. 2004. Electrical neuroimaging based on biophysical constraints. *Neuroimage* 21(2):527–539.
- Green, D. M. and J. A. Swets. 1966. *Signal detection theory and psychophysics*. New York: Wiley.

- Gruzelier, J. and T. Egner. 2005. Critical validation studies of neurofeedback. *Child and Adolescent Psychiatric Clinics of North America* 14(1):83–104.
- g.tec. g.tec Guger Technologies. Available at <http://www.gtec.at>.
- GTK. GTK+ team: *The GIMP Toolkit*. Available at <http://www.gtk.org>.
- Guger, C., G. Edlinger, W. Harkam, I. Niedermayer, and G. Pfurtscheller. 2003. How many people are able to operate an EEG-based brain-computer interface (BCI)? *IEEE Transactions on Neural Systems and Rehabilitation Engineering* 11(2):145–147.
- Guger, C., W. Harkam, C. Hertnaes, and G. Pfurtscheller. 1999. Prosthetic control by an EEG-based brain-computer interface (BCI). In *Proceedings of the 5th European Conference for the Advancement of Assistive Technology (AAATE)*, Düsseldorf, Germany.
- Guger, C., H. Ramoser, and G. Pfurtscheller. 2000. Real-time EEG analysis with subject-specific spatial patterns for a brain computer interface (BCI). *IEEE Transactions on Rehabilitation Engineering* 8(4):447–456.
- Guger, C., A. Schlögl, C. Neuper, D. Walterspacher, T. Strein, and G. Pfurtscheller. 2001. Rapid prototyping of an EEG-based brain-computer interface (BCI). *IEEE Transactions on Neural Systems and Rehabilitation Engineering* 9(1):49–58.
- Guyon, I., S. Gunn, M. Nikravesh, and L. Zadeh, editors. 2006a. Feature extraction, foundations and applications, chapter Filter Methods. Springer.
- Guyon, I., S. Gunn, M. Nikravesh, and L. A. Zadeh, editors. 2006b. Feature extraction: Foundations and applications. Springer.
- Guyon, I., J. Weston, S. Barnhill, and V. Vapnik. 2002. Gene selection for cancer classification using support vector machines. *Machine Learning* 46(1–3):389–422.
- Gysels, E. and P. Celka. 2004. Phase synchronization for the recognition of mental tasks in a brain computer interface. *IEEE Transactions on Neural Systems and Rehabilitation Engineering* 12(4):406–415.
- Halgren, E., T. Raji, K. Marinkovic, V. Jousmaki, and R. Hari. 2000. Cognitive response profile of the human fusiform face area as determined by MEG. *Cerebral Cortex* 10(1):69–81.
- Hamalainen, M. S. and R. J. Ilmoniemi. 1994. Interpreting magnetic fields of the brain: minimum norm estimates. *Medical & Biological Engineering & Computing* 32(1):35–42.
- Hampel, F. R., E. M. Rochetti, P. J. Rousseeuw, and W. A. Stahel. 1986. Robust statistics. New York: Wiley.
- Hanagasi, H. A., I. H. Gurvit, N. Ermutlu, G. Kaptanoglu, S. Karamursel, H. A. Idrisoglu, M. Emre, and T. Demiralp. 2002. Cognitive impairment in amyotrophic lateral sclerosis: evidence from neuropsychological investigation and event-related potentials. *Brain Research. Cognitive Brain Research* 14(2):234–244.
- Hancock, K. M., A. R. Craig, H. G. Dickson, E. Chang, and J. Martin. 1993. Anxiety and depression over the first year of spinal cord injury: a longitudinal study. *Paraplegia* 31(6):349–357.

- Hankins, T. C. and G. F. Wilson. 1998. A comparison of heart rate, eye activity, EEG and subjective measures of pilot mental workload during flight. *Aviation, Space, and Environmental Medicine* 69(4):360–367.
- Harland, C. J., T. D. Clark, and R. J. Prance. 2002. Remote detection of human electroencephalograms using ultrahigh input impedance electric potential sensors. *Applied Physics Letters* 81(17):3284–3286.
- Harmeling, S. 2005. Independent component analysis and beyond. PhD thesis, University of Potsdam, Potsdam.
- Harmeling, S., G. Dornhege, D. Tax, F. Meinecke, and K. R. Müller. 2006. From outliers to prototypes: ordering data. *Neurocomputing* 69(13–15).
- Harmeling, S., A. Ziehe, M. Kawanabe, and K.-R. Müller. 2002. Kernel feature spaces and nonlinear blind source separation. In *Advances in Neural Information Processing Systems (NIPS 01)*, edited by T.G. Dietterich, S. Becker, and Z. Ghahramani vol. 14, Cambridge, Mass. The MIT Press.
- Harmeling, S., A. Ziehe, M. Kawanabe, and K.-R. Müller. 2003. Kernel-based nonlinear blind source separation. *Neural Computation* 15:1089–1124.
- Harris, F. J. 1978. On the Use of Windows for Harmonic Analysis with Discrete Fourier Transform. *Proceedings of the IEEE* 66:51–83.
- Hasson, U., I. Levy, M. Behrmann, T. Hendler, and R. Malach. 2002. Eccentricity bias as an organization principle for human high-order object areas. *Neuron* 34(3):479–490.
- Hastie, T., R. Tibshirani, and J. Friedman. 2001. The elements of statistical learning: data mining, inference, and prediction. New York: Springer-Verlag.
- Hauser, A., P. E. Sottas, and J. d. R. Millán. 2002. Temporal processing of brain activity for the recognition of EEG patterns. In *Proceedings 12th International Conference on Artificial Neural Networks*.
- Haynes, J. D. and G. Rees. 2006. Decoding mental states from brain activity in humans. *Nature Reviews Neuroscience* 7(7):523–534.
- He, B., J. Lian, K. M. Spencer, J. Dien, and E. Donchin. 2001. A cortical potential imaging analysis of the P300 and novelty P3 components. *Human Brain Mapping* 12(2):120–130.
- Heekeren, H. R., S. Marrett, P. A. Bandettini, and L. G. Ungerleider. 2004. A general mechanism for perceptual decision-making in human brain. *Nature* 431(7010):859–862.
- Hellman, M. E. and J. Raviv. 1970. Probability of error, equivocation, and the Chernoff bound. *IEEE Transactions on Information Theory* IT-16(4):368–372.
- Hernandez, A., A. Zainos, and R. Romo. 2000. Neuronal correlates of sensory discrimination in the somatosensory cortex. *Proceedings of the National Academy of Sciences of the United States of America* 97(11):6191–6196.
- Hettich, S., C. L. Blake, and C. J. Merz. 1998. UCI repository of machine learning databases. <http://www.ics.uci.edu/~mllearn/MLRepository.html>. University of California, Irvine, Department of Information and Computer Sciences.

- Hill, N. J., T. N. Lal, K. Bierig, N. Birbaumer, and B. Schölkopf. 2005. An auditory paradigm for brain–computer interfaces. In *Advances in Neural Information Processing Systems 17*, edited by L. K. Saul, Y. Weiss, and L. Bottou: 569–576, Cambridge, Mass., USA. The MIT Press.
- Hill, N. J., T. N. Lal, M. Schröder M, T. Hinterberger, B. Wilhelm, F. Nijboer, U. Mochty, G. Widman, C. Elger, B. Schölkopf, A. Kübler, and N. Birbaumer. 2006. Classifying EEG and ECoG signals without subject training for fast BCI implementation: comparison of nonparalyzed and completely paralyzed subjects. *IEEE Transactions on Neural Systems and Rehabilitation Engineering* 14(2):183–186.
- Hinterberger, T., N. Birbaumer, and H. Flor. 2005a. Assessment of cognitive function and communication ability in a completely locked-in patient. *Neurology* 64(7):1307–1308.
- Hinterberger, T., J. Kaiser, A. Kübler, N. Neumann, and N. Birbaumer. 2001. The Thought Translation Device and its applications to the completely paralyzed. In *Sciences of the Interfaces*, edited by H. Diebner, T. Druckrey, and P. Weibel. Genista-Verlag Tübingen.
- Hinterberger, T., A. Kübler, J. Kaiser, N. Neumann, and N. Birbaumer. 2003a. A brain-computer interface (BCI) for the locked-in: comparison of different EEG classifications for the thought translation device. *Clinical Neurophysiology* 114(3):416–425.
- Hinterberger, T., J. Mellinger, and N. Birbaumer. 2003b. The Thought Translation Device: Structure of a multimodal brain-computer communication system. In *Proceedings of the 1st International IEEE EMBS Conference on Neural Engineering*: 603–606, Capri Island, Italy.
- Hinterberger, T., N. Neumann, M. Pham, A. Kübler, A. Grether, N. Hofmayer, B. Wilhelm, H. Flor, and N. Birbaumer. 2004a. A multimodal brain-based feedback and communication system. *Experimental Brain Research* 154(4):521–526.
- Hinterberger, T., S. Schmidt, N. Neumann, J. Mellinger, B. Blankertz, G. Curio, and N. Birbaumer. 2004b. Brain-computer communication and slow cortical potentials. *IEEE Transactions on Biomedical Engineering* 51(6):1011–1018.
- Hinterberger, T., R. Veit, U. Strehl, T. Trevorrow, M. Erb, B. Kotchoubey, H. Flor, and N. Birbaumer. 2003c. Brain areas activated in fMRI during self-regulation of slow cortical potentials (SCPs). *Experimental Brain Research* 152(1):113–122.
- Hinterberger, T., R. Veit, B. Wilhelm, N. Weiskopf, J. J. Vatine, and N. Birbaumer. 2005b. Neural mechanisms underlying control of a brain-computer-interface. *The European Journal of Neuroscience* 21(11):3169–3181.
- Hinterberger, T., N. Weiskopf, R. Veit, B. Wilhelm, E. Betta, and N. Birbaumer. 2004c. An EEG-driven brain-computer interface combined with functional magnetic resonance imaging MRI. *IEEE Transactions on Biomedical Engineering* 51(6):971–974.
- Hinterberger, T., B. Wilhelm, J. Mellinger, B. Kotchoubey, and N. Birbaumer. 2005c. A device for the detection of cognitive brain functions in completely paralyzed or unresponsive patients. *IEEE Transactions on Biomedical Engineering* 52(2):211–220.
- Hjorth, B. 1970. EEG analysis based on time domain properties. *Electroencephalography and Clinical Neurophysiology* 29(3):306–310.

- Hochberg, L. R., M. D. Serruya, G. M. Friehs, J. A. Mukand, M. Saleh, A. H. Caplan, A. Branner, D. Chen, R. D. Penn, and J. P. Donoghue. 2006. Neuronal ensemble control of prosthetic devices by a human with tetraplegia. *Nature* 442(7099):164–171.
- Hochberg, L. R., M. D. Serruya, J. A. Mukand, G. M. Polykoff, G. M. Friehs, and J. P. Donoghue. 2005. Braingate neuromotor prosthesis: Nature and use of neural control signals. In *Society for Neuroscience*, Washington.
- Hoel, P., S. Port, and C. Stone. 1971. Introduction to statistical theory. Boston: Houghton Mifflin.
- Holden, M. K. 2005. Virtual environments for motor rehabilitation: review. *Cyberpsychology & Behavior: the Impact of the Internet, Multimedia and Virtual Reality on Behavior and Society* 8(3):187–211. discussion 212–219.
- Holroyd, C. B. and M. G. Coles. 2002. The neural basis of human error processing: reinforcement learning, dopamine, and the error-related negativity. *Psychological Review* 109(4):679–709.
- Howard, M. W., D. S. Rizzuto, J. B. Caplan, J. R. Madsen, J. Lisman, R. Aschenbrenner-Scheibe, A. Schulze-Bonhage, and M. J. Kahana. 2003. Gamma oscillations correlate with working memory load in humans. *Cerebral Cortex* 13(12):1369–1374.
- Huan, N.-J. and R. Palaniappan. 2004. Neural network classification of autoregressive features from electroencephalogram signals for brain computer interface design. *Journal of Neural Engineering* 1(3):142–150.
- Huber, H. 2005. Der Einsatz virtueller Realitäten in der psychologischen Behandlung [the use of virtual realities in psychological treatment]. *Psychologie in Österreich* 25(1): 13–200.
- Huber, P. J. 1981. Robust statistics. New York: John Wiley and Sons.
- Huggins, J. E., S. P. Levine, S. L. BeMent, R. K. Kushwaha, L. A. Schuh, E. A. Passaro, M. M. Rohde, D. A. Ross, K. V. Elisevich, and B. J. Smith. 1999. Detection of event-related potentials for development of a direct brain interface. *Journal of Clinical Neurophysiology* 16(5):448–455.
- Hundley, D. R., M. J. Kirby, and M. Anderle. 2002. Blind source separation using the maximum signal fraction approach. *Signal Processing* 82(10):1505–1508.
- Hwang, E. J., O. Donchin, M. A. Smith, and R. Shadmehr. 2003. A gain-field encoding of limb position and velocity in the internal model of arm dynamics. *Public Library of Science: Biology* 1(2):E25.
- Hyvärinen, A. 1999. Survey on independent component analysis. *Neural Computing Surveys* 2:94–128.
- Hyvarinen, A., J. Karhunen, and E. Oja. 2001. Independent component analysis. New York: Wiley.
- IEEE754. IEEE Standard for Binary Floating-Point Arithmetic (ANSI/IEEE Std 754-1985). It is also known as IEC 60559:1989, Binary floating-point arithmetic for microprocessor systems (originally the reference number was IEC 559:1989).

- Ilmoniemi, R. J. 1993. Models of source currents in the brain. *Brain Topography* 5(4): 331–336.
- Isaacs, R. E., D. J. Weber, and A. B. Schwartz. 2000. Work toward real-time control of a cortical neural prosthesis. *IEEE Transactions on Rehabilitation Engineering* 8(2): 196–198.
- Jack, D., R. Boian, A. S. Merians, M. Tremaine, G. C. Burdea, S. V. Adamovich, M. Recce, and H. Poizner. 2001. Virtual reality-enhanced stroke rehabilitation. *IEEE Transactions on Neural Systems and Rehabilitation Engineering* 9(3):308–318.
- Jacob, R. J. K. 1990. What you look at is what you get: eye movement-based interaction techniques. In *Proceedings CHI'90*: 11–18.
- James, W. 1983. *The principles of psychology*. New York: Holt. reprint: Cambridge, Mass.: Harvard University Press.
- Jasper, H. H. 1958. Report of the committee on methods of clinical investigation of EEG. Appendix: The ten twenty electrode system of the international federation. *Electroencephalography and Clinical Neurophysiology* 10:371–375.
- Jeannerod, M. and V. Frak. 1999. Mental imaging of motor activity in humans. *Current Opinion in Neurobiology* 9(6):735–739.
- Jeffreys, D. A. 1996. Evoked studies of face and object processing. *Visual Cognition* 3(1): 1–38.
- Joachims, T. 1998. Text categorization with support vector machines: Learning with many relevant features. In *Proceedings of the European Conference on Machine Learning*, edited by Claire Nédellec and Céline Rouveirol: 137–142, Berlin. Springer.
- Johnson, J. S. and B. A. Olshausen. 2003. Timecourse of neural signatures of object recognition. *Journal of Vision* 3(7):499–512.
- Johnson, P. B., S. Ferraina, L. Bianchi, and R. Caminiti. 1996. Cortical networks for visual reaching: physiological and anatomical organization of frontal and parietal lobe arm regions. *Cerebral Cortex* 6(2):102–119.
- Johnson, R. Jr. and E. Donchin. 1978. On how P300 amplitude varies with the utility of the eliciting stimuli. *Electroencephalography and Clinical Neurophysiology* 44(4): 424–437.
- Jolliffe, I. T. 1986. *Principal component analysis*. New York: Springer Verlag.
- Jurkiewicz, M. T., A. P. Crawley, M. C. Verrier, M. G. Fehlings, and D. J. Mikulis. 2006. Somatosensory cortical atrophy after spinal cord injury: a voxel-based morphometry study. *Neurology* 66(5):762–764.
- Jutten, C. and J. Herault. 1991. Blind separation of sources, part I: An adaptive algorithm based on neuromimetic architecture. *Signal Processing* 24(1):1–10.
- Kagerer, F. A., J. L. Contreras-Vidal, and G. E. Stelmach. 1997. Adaptation to gradual as compared with sudden visuo-motor distortions. *Experimental Brain Research* 115(3): 557–561.

- Kaiser, J., J. Perelmouter, I. H. Iversen, N. Neumann, N. Ghanayim, T. Hinterberger, A. Kübler, B. Kotchoubey, and N. Birbaumer. 2001. Self-initiation of EEG-based communication in paralyzed patients. *Clinical Neurophysiology* 112(3):551–554.
- Kalcher, J., D. Flotzinger, C. Neuper, S. Göllly, and G. Pfurtscheller. 1996. Graz brain-computer interface II: towards communication between man and computer based on on-line classification of three different EEG patterns. *Medical & Biological Engineering & Computing* 34(5):382–388.
- Kalman, R. E. 1960. A new approach to linear filtering and prediction problems. *Trans. ASME, Journal of Basic Engineering* 82:35–45.
- Kamitani, Y. and F. Tong. 2005. Decoding the visual and subjective contents of the human brain. *Nature Neuroscience* 8(5):679–685.
- Kammer, T., L. Lehr, and K. Kirschfeld. 1999. Cortical visual processing is temporally dispersed by luminance in human subjects. *Neuroscience Letters* 263(2–3):133–136.
- Kaper, M., P. Meinicke, U. Grossekhoefer, T. Lingner, and H. Ritter. 2004. BCI Competition 2003–Data set IIb: support vector machines for the P300 speller paradigm. *IEEE Transactions on Biomedical Engineering* 51(6):1073–1076.
- Kaper, M., A. Saalbach, A. Finke, H. M. Mueller, S. Weiss, and H. Ritter. 2005. Exploratory data analysis of EEG coherence using self-organizing maps. In *Proceedings of the International Conference on Neural Information Processing (ICONIP)*.
- Karim, A. A., T. Hinterberger, J. Richter, J. Mellinger, N. Neumann, A. Kübler, M. Bensch, M. Schröder, H. Flor, and N. Birbaumer. Submitted. Neural internet: Web surfing with brain potentials for the completely paralysed. *Neurorehabilitation and Neural Repair*.
- Kassubek, J., A. Unrath, H. J. Huppertz, D. Lule, T. Ethofer, A. D. Sperfeld, and A. C. Ludolph. 2005. Global brain atrophy and corticospinal tract alterations in ALS, as investigated by voxel-based morphometry of 3-D MRI. *Amyotrophic Lateral Sclerosis and other Motor Neuron Disorders* 6(4):213–220.
- Katz, R. T., A. J. Haig, B. B. Clark, and R. J. DiPaola. 1992. Long-term survival, prognosis, and life-care planning for 29 patients with chronic locked-in syndrome. *Archives of Physical Medicine and Rehabilitation* 73(5):403–408.
- Kauhanen, K., T. Nykopp, J. Lehtonen, P. Jylanki, J. Heikkonen, P. Rantanen, H. Alaranta, and M. Sams. 2006. EEG and MEG brain-computer interface for tetraplegic patients. *IEEE Transactions on Neural Systems and Rehabilitation Engineering* 14(2):190–193.
- Kauhanen, L., P. Rantanen, J. A. Lehtonen, I. Tarnanen, H. Alaranta, and M. Sams. 2004. Sensorimotor cortical activity of tetraplegics during attempted finger movements. *Biomedizinische Technik* 49(1):59–60.
- Kay, S. M. 1988. *Modern spectral estimation*. New York: Prentice-Hall.
- Keirn, Z. A. and J. I. Aunon. 1990. A new mode of communication between man and his surroundings. *IEEE Transactions on Biomedical Engineering* 37(12):1209–1214.
- Keith, M. W., P. H. Peckham, G. B. Thrope, K. C. Stroh, B. Smith, J. R. Buckett, K. L. Kilgore, and J. W. Jatich. 1989. Implantable functional neuromuscular stimulation in the tetraplegic hand. *The Journal of Hand Surgery* 14(3):524–530.

- Kelly, S. P., E. C. Lalor, R. B. Reilly, and J. J. Foxe. 2005. Visual spatial attention tracking using high-density SSVEP data for independent brain-computer communication. *IEEE Transactions on Neural Systems and Rehabilitation Engineering* 13(2):172–178.
- Kennedy, P. R. and R. A. Bakay. 1998. Restoration of neural output from a paralyzed patient by a direct brain connection. *Neuroreport* 9(8):1707–1711.
- Kennedy, P. R., R. A. Bakay, M. M. Moore, K. Adams, and J. Goldwithe. 2000. Direct control of a computer from the human central nervous system. *IEEE Transactions on Rehabilitation Engineering* 8(2):198–202.
- Kennedy, P. R., M. T. Kirby, M. M. Moore, B. King, and A. Mallory. 2004. Computer control using human intracortical local field potentials. *IEEE Transactions on Neural Systems and Rehabilitation Engineering* 12(3):339–344.
- Kettner, R. E., A. B. Schwartz, and A. P. Georgopoulos. 1988. Primate motor cortex and free arm movements to visual targets in three-dimensional space. III. Positional gradients and population coding of movement direction from various movement origins. *Journal of Neuroscience* 8(8):2938–2947.
- Kew, J. J., P. N. Leigh, E. D. Playford, R. E. Passingham, L. H. Goldstein, R. S. Frackowiak, and D. J. Brooks. 1993. Cortical function in amyotrophic lateral sclerosis. A positron emission tomography study. *Brain* 116(3):655–680.
- Keyser, C., D.-K. Xiao, P. Foldiak, and D. I. Perrett. 2001. The speed of sight. *Journal of Cognitive Neuroscience* 13(1):90–101.
- Kilgore, K. L. and R. F. Kirsch. 2004. Upper and lower extremity motor prosthesis. In *Neuroprosthetics Theory and Practice*, edited by K. W. Horch and G. S. Dhillon. New York: World Scientific Publishing Co.
- Kim, J. N. and M. N. Shadlen. 1999. Neural correlates of decision making in the dorsolateral prefrontal cortex of the macaque. *Nature Neuroscience* 2(2):176–185.
- Kim, S.-P., J. C. Sanchez, Y. N. Rao, D. Erdogmus, J. M. Carmena, M. A. Lebedev, M. A. L. Nicolelis, and J. C. Principe. 2006. A comparison of optimal MIMO linear and nonlinear models for brain-machine interfaces. *Journal of Neural Engineering* 3(2):145–161.
- Kipke, D. R., R. J. Vetter, J. C. Williams, and J. F. Hetke. 2003. Silicon-substrate intracortical microelectrode arrays for long-term recording of neuronal spike activity in cerebral cortex. *IEEE Transactions on Neural Systems and Rehabilitation Engineering* 11(2):151–155.
- Kira, K. and L. A. Rendell. 1992. The feature selection problem: traditional methods and a new algorithm. In *10th National Conference on Artificial Intelligence*: 129–134.
- Kirby, M. and C. Anderson. 2003. Geometric analysis for the characterization of non-stationary time-series. In *Springer Applied Mathematical Sciences Series Celebratory Volume for the Occasion of the 70th Birthday of Larry Sirovich*, edited by E. Kaplan, J. Marsden, and K. R. Katapalli Sreenivasan. Springer-Verlag.
- Kirby, M., F. Weisser, and G. Dangelmayr. 1993. A model problem in the representation of digital image sequences. *Pattern Recognition* 26(1):63–73.

- Kittler, J. 1978. Feature set search algorithms. In *Pattern Recognition and Signal Processing*, edited by C. H. Chen. Alphen aan den Rijn, The Netherlands: Sijthoff and Noordhoff, 2nd edition.
- Kivinen, J. and M. K. Warmuth. 1995. Additive versus exponentiated gradient updates for linear prediction. In *Proceedings 27th Annual ACM Symposium Theory Computing*: 209–218.
- Klassen, J., C. Tong, and J. R. Flanagan. 2005. Learning and recall of incremental kinematic and dynamic sensorimotor transformations. *Experimental Brain Research* 164(2):250–259.
- Knight, J. N. 2003. Signal fraction analysis and artifact removal in EEG. Master's thesis, Department of Computer Science, Colorado State University. Available at <http://www.cs.colostate.edu/eeg/publications/natethesis.pdf>.
- Kohavi, R. 1995. A study of cross-validation and bootstrap for accuracy estimation and model selection. In *IJCAI 95. Proceedings of the Fourteenth International Joint Conference on Artificial Intelligence*, edited by C. S. Mellish vol. 2: 1137–1145.
- Kohonen, T. 1997. Self-organizing maps. Berlin, Germany: Springer-Verlag, 2nd edition.
- Koles, Z. J., M. S. Lazar, and S. Z. Zhou. 1990. Spatial patterns underlying population differences in the background EEG. *Brain Topography* 2(4):275–284.
- Koles, Z. J. and A. C. K. Soong. 1998. EEG source localization: implementing the spatio-temporal decomposition approach. *Electroencephalography and Clinical Neurophysiology* 107(5):343–352.
- Kornhuber, H. H. and L. Deecke. 1965. Hirnpotentialänderungen bei Willkürbewegungen und passiven Bewegungen des Menschen: Bereitschaftspotential und reafferente Potentiale. *Pflügers Archiv* 284:1–17.
- Kotchoubey, B. 2005. Apallic syndrome is not apallic: is vegetative state vegetative? *Neuropsychological Rehabilitation* 15:333–356.
- Kotchoubey, B., S. Lang, V. Bostanov, and N. Birbaumer. 2002. Is there a mind? Electrophysiology of unconscious patients. *News in Physiological Sciences* 1–17:38–42.
- Kotchoubey, B., S. Lang, G. Mezger, D. Schmalohr, M. Schneck, A. Semmler, V. Bostanov, and N. Birbaumer. 2005. Information processing in severe disorders of consciousness: vegetative state and minimally conscious state. *Clinical Neurophysiology* 116(10):2441–2453.
- Kotchoubey, B., H. Schleichert, W. Lutzenberger, and N. Birbaumer. 1997. A new method for self-regulation of slow cortical potentials in a timed paradigm. *Applied Psychophysiology and Biofeedback* 22(2):77–93.
- Kotchoubey, B., D. Schneider, H. Schleichert, U. Strehl, C. Uhlmann, V. Blankenhorn, W. Fröscher, and N. Birbaumer. 1996. Self-regulation of slow cortical potentials in epilepsy: a retrieval with analysis of influencing factors. *Epilepsy Research* 25(3):269–276.

- Kraemer, H. C. 1982. Kappa coefficient. In *Encyclopedia of Statistical Sciences*, edited by S. Kotz and N. L. Johnson. New York: John Wiley & Sons.
- Krauledat, M., G. Dornhege, B. Blankertz, G. Curio, and K. R. Müller. 2004. The Berlin Brain-Computer Interface for rapid response. *Biomedizinische Technik* 49(1):61–62.
- Krauledat, M., G. Dornhege, B. Blankertz, and K. R. Müller. 2005. Robustifying EEG data analysis by removing outliers. *Chaos and Complexity* 2(2).
- Krausz, G., R. Scherer, G. Korisek, and G. Pfurtscheller. 2003. Critical decision-speed and information transfer in the “Graz Brain-Computer Interface”. *Applied Psychophysiology and Biofeedback* 28(3):233–240.
- Krepki, R., G. Curio, B. Blankertz, and K. R. Müller. To appear. Berlin Brain-Computer Interface—the HCI communication channel for discovery. *International Journal of Human-Computer Studies*.
- Krepki, Roman. 2004. Brain-Computer Interfaces: Design and implementation of an online BCI system of the control in gaming applications and virtual limbs. PhD thesis, Technische Universität Berlin, Fakultät IV—Elektrotechnik und Informatik.
- Kronegg, J. and T. Pun. 2005. Measuring the performance of brain-computer interfaces using the information transfer rate. Brain-Computer Interface Technology: Third International Meeting, June 14–19, 2005, Rensselaerville, New York.
- Kronegg, J., S. Voloshynovskiy, and T. Pun. 2005. Analysis of bit-rate definitions for brain-computer interfaces. In *Proceedings International Conference on Human-Computer Interaction (HCI'05)*, Las Vegas.
- Krusienski, D. J., E. W. Sellers, T. M. Vaughan, D. J. McFarland, and J. R. Wolpaw. 2005. P300 speller matrix classification via stepwise linear discriminant analysis. Poster presented at the Brain-Computer Interface Technology Third International Meeting, Rensselaerville, New York.
- Kübler, A. 2000. Brain-computer communication—development of a brain-computer interface for locked-in patients on the basis of the psychophysiological self-regulation training of slow cortical potentials (SCP). Tübingen: Schwäbische Verlagsgesellschaft.
- Kübler, A., S. Häcker, E. M. Braun, M. Hautzinger, and T. Meyer. In preparation. Individually defined quality of life, depression, and variation of positive reinforcement in patients with ALS.
- Kübler, A., B. Kotchoubey, T. Hinterberger, N. Ghanayim, J. Perelmouter, M. Schauer, C. Fritsch, E. Taub, and N. Birbaumer. 1999. The Thought Translation Device: a neurophysiological approach to communication in total motor paralysis. *Experimental Brain Research* 124(2):223–232.
- Kübler, A., B. Kotchoubey, J. Kaiser, J. R. Wolpaw, and N. Birbaumer. 2001a. Brain-computer communication: unlocking the locked in. *Psychological Bulletin* 127(3):358–375.
- Kübler, A., B. Kotchoubey, H. P. Salzmann, N. Ghanayim, J. Perelmouter, V. Homberg, and N. Birbaumer. 1998. Self-regulation of slow cortical potentials in completely paralyzed human patients. *Neuroscience Letters* 252(3):171–174.

- Kübler, A. and N. Neumann. 2005. Brain-computer interfaces - the key for the conscious brain locked into a paralysed body. *Progress in Brain Research* 150:513–525.
- Kübler, A., N. Neumann, J. Kaiser, B. Kotchoubey, T. Hinterberger, and N. P. Birbaumer. 2001b. Brain-computer communication: self-regulation of slow cortical potentials for verbal communication. *Archives of Physical Medicine and Rehabilitation* 82(11):1533–1539.
- Kübler, A., N. Neumann, B. Wilhelm, T. Hinterberger, and N. Birbaumer. 2004. Predictability of brain-computer communication. *International Journal of Psychophysiology* 18:121–129.
- Kübler, A., F. Nijboer, J. Mellinger, T. M. Vaughan, H. Pawelzik, G. Schalk, D. J. McFarland, N. Birbaumer, and J. R. Wolpaw. 2005a. Patients with ALS can use sensorimotor rhythms to operate a brain computer interface. *Neurology* 64(10):1775–1777.
- Kübler, A., C. Weber, and N. Birbaumer. 2006. Locked-in—freigegeben für den Tod. wenn nur Denken und Fühlen bleiben—Neuroethik des Eingeschlossenseins. *Zeitschrift für Medizinische Ethik* 52:57–70.
- Kübler, A., S. Winter, and N. Birbaumer. 2003. The Thought Translation Device: Slow cortical potential biofeedback for verbal communication in paralysed patients. In *Biofeedback - A Practitioner's Guide*, edited by M. S. Schwartz and F. Andrasik. New York: Guilford Press, 3rd edition.
- Kübler, A., S. Winter, A. Ludolph, M. Hautzinger, and N. Birbaumer. 2005b. Severity of depressive symptoms and quality of life in patients with amyotrophic lateral sclerosis. *Neurorehabilitation and Neural Repair* 19(3):182–193.
- Kumar, N. and A. G. Andreou. 1998. Heteroscedastic discriminant analysis and reduced rank HMMs for improved speech recognition. *Speech Communication* 26(4):283–297.
- Lachaux, J. P., E. Rodriguez, J. Martinerie, and F. J. Varela. 1999. Measuring phase synchrony in brain signals. *Human Brain Mapping* 8(4):194–208.
- Lahrmann, H., C. Neuper, G. R. Müller, R. Scherer, and G. Pfurtscheller. 2005. Usefulness of an EEG-based brain-computer interface to establish communication in ALS. *Journal of the Neurological Sciences* 238(1):485.
- Lakerfeld, J., B. Kotchoubey, and A. Kübler. Submitted. Cognitive function in late stage ALS patients. *Journal of the Neurological Sciences*.
- Lal, T., M. Schröder, J. Hill, H. Preissl, T. Hinterberger, J. Mellinger, M. Bogdan, W. Rosenstiel, T. Hofmann, N. Birbaumer, and B. Schölkopf. 2005a. A brain computer interface with online feedback based on magnetoencephalography. In *Proceedings of the 22nd International Conference on Machine Learning*: 465–472.
- Lal, T. N. 2005. Machine learning methods for brain-computer interfaces. MPI Series in Biological Cybernetics, Bd. 12. Berlin: Logos Verlag.
- Lal, T. N., O. Chapelle, J. Weston, and A. Elisseeff. in press. Embedded methods. In *Feature extraction, foundations and applications*, edited by I. Guyon, S. Gunn, M. Nikravesh, and L. Zadeh. Springer.

- Lal, T. N., T. Hinterberger, G. Widman, M. Schröder, N. J. Hill, W. Rosenstiel, C. E. Elger, B. Schölkopf, and N. Birbaumer. 2005b. Methods towards invasive human brain computer interfaces. In *Advances in Neural Information Processing Systems (NIPS 04)*, edited by Lawrence K. Saul, Yair Weiss, and Léon Bottou, vol. 17. Cambridge, Mass.: The MIT Press.
- Lal, T. N., M. Schröder, T. Hinterberger, J. Weston, M. Bogdan, N. Birbaumer, and B. Schölkopf. 2004. Support vector channel selection in BCI. *IEEE Transactions on Biomedical Engineering* 51(6):1003–1010.
- Lalor, E. C., S. P. Kelly, C. Finucane, R. Burke, R. Smith, R. B. Reilly, and G. McDarby. 2005. Steady-state VEP-based brain-computer interface control in an immersive 3D gaming environment. *EURASIP Journal on Applied Signal Processing* 19:3156–3164.
- Lang, W., M. Lang, F. Uhl, Ch. Koska, A. Kornhuber, and L. Deecke. 1988. Negative cortical DC shifts preceding and accompanying simultaneous and sequential movements. *Experimental Brain Research* 71(3):579–587.
- Laskov, P., C. Schäfer, I. Kotenko, and K.-R. Müller. 2004. Intrusion detection in unlabeled data with quarter-sphere support vector machines (extended version). *Praxis der Informationsverarbeitung und Kommunikation* 27:228–236.
- Lauer, R. T., P. H. Peckham, K. L. Kilgore, and W. J. Heetderks. 2000. Applications of cortical signals to neuroprosthetic control: a critical review. *IEEE Transactions on Rehabilitation Engineering* 8(2):205–208.
- Laureys, S., F. Pellas, P. Van Eeckhout, S. Ghorbel, C. Schnakers, F. Perrin, J. Berre, M. E. Faymonville, K. H. Pantke, F. Damas, M. Lamy, G. Moonen, and S. Goldman. 2005. The locked-in syndrome: what is it like to be conscious but paralyzed and voiceless? *Progress in Brain Research* 150:495–511.
- Lebedev, M. A. and M. A. L. Nicolelis. 2006. Brain machine interfaces: Past, present and future. *Trends in Neurosciences* 29(9):536–546.
- Lee, P. L., J. C. Hsieh, C. H. Wu, K. K. Shyu, S. S. Chen, T. C. Yeh, and Y. T. Wu. 2006. The brain computer interface using flash visual evoked potential and independent component analysis. *Annals of Biomedical Engineering* 34(10):1641–1654.
- Lee, Y. J., O. L. Mangasarian, and W. H. Wolberg. 2000. Breast cancer survival and chemotherapy: A support vector machine analysis. *DIMACS Series in Discrete Mathematics and Theoretical Computer Science* 55:1–10.
- Leeb, R., C. Keinrath, C. Guger, and G. Pfurtscheller. 2003. Combining brain-computer interface and virtual reality technologies. In *Proceedings Annual Conference of the German, Austrian and Swiss Association of Biomedical Engineering (BMT 2003)*, *Biomed Tech (Berl)* vol. 48 (Suppl.Vol.1): 34–35.
- Leeb, R. and G. Pfurtscheller. 2004. Walking through a virtual city by thought. In *Proceedings of the 26th Annual International Conference of the IEEE Engineering in Medicine and Biology Society - EMBC 2004* vol. 6: 4503–4506, San Francisco.
- Leeb, R., R. Scherer, C. Keinrath, C. Guger, and G. Pfurtscheller. 2005. Exploring virtual environments with an EEG-based BCI through motor imagery. *Biomedizinische Technik*.

- Biomedical engineering (Berl)* 50(4):86–91.
- Lemm, S., B. Blankertz, G. Curio, and K. R. Müller. 2005. Spatio-spectral filters for improved classification of single trial EEG. *IEEE Transactions on Biomedical Engineering* 52(9):1541–1548.
- Leon-Carrion, J., P. van Eeckhout, M. del R. Dominguez-Morales, and F. J. Perez-Santamaria. 2002. The locked-in syndrome: a syndrome looking for a therapy. *Brain Injury* 16(7):571–582.
- Leuthardt, E. C., K. J. Miller, G. Schalk, R. P. Rao, and J. G. Ojemann. 2006a. Electro-corticography-based brain computer interface—the Seattle experience. *IEEE Transactions on Neural Systems and Rehabilitation Engineering* 14(2):194–198.
- Leuthardt, E. C., G. Schalk, D. Moran, and J. G. Ojemann. 2006b. The emerging world of motor neuroprosthetics: a neurosurgical perspective. *Neurosurgery* 59(1):1–14.
- Leuthardt, E. C., G. Schalk, J. R. Wolpaw, J. G. Ojemann, and D. W. Moran. 2004. A brain-computer interface using electrocorticographic signals in humans. *Journal of Neural Engineering* 1(2):63–71.
- Levine, S. P., J. E. Huggins, S. L. BeMent, R. K. Kushwaha, L. A. Schuh, E. A. Passaro, M. M. Rohde, and D. A. Ross. 1999. Identification of electrocorticogram patterns as the basis for a direct brain interface. *Journal of Clinical Neurophysiology* 16(5):439–447.
- Levine, S. P., J. E. Huggins, S. L. BeMent, R. K. Kushwaha, L. A. Schuh, M. M. Rohde, E. A. Passaro, D. A. Ross, K. V. Elsievich, and B. J. Smith. 2000. A direct brain interface based on event-related potentials. *IEEE Transactions on Rehabilitation Engineering* 8(2):180–185.
- Linde, Y., A. Buzo, and R. M. Gray. 1980. An algorithm for vector quantizer design. *IEEE Transactions on Communications* COM-28(1):84–95.
- Liu, A. K., J. W. Bellow, and A. M. Dale. 1998. Spatiotemporal imaging of human brain activity using functional MRI constrained magnetoencephalography data: Monte Carlo simulations. *Proceedings of the National Academy of Sciences of the United States of America* 95(15):8945–8950.
- Liu, J., A. Harris, and N. Kanwisher. 2002. Stages of processing in face perception: an MEG study. *Nature Neuroscience* 5(9):910–916.
- Liu, J., M. Higuchi, A. Marantz, and N. Kanwisher. 2000. The selectivity of the occipitotemporal M170 for faces. *Neuroreport* 11(2):337–341.
- Liu, X., D. B. McCreery, R. R. Carter, L. A. Bullara, T. G. Yuen, and W. F. Agnew. 1999. Stability of the interface between neural tissue and chronically implanted intracortical microelectrodes. *IEEE Transactions on Rehabilitation Engineering* 7(3):315–326.
- Llinas, R., U. Ribary, D. Jeanmonod, E. Kronberg, and P. P. Mitra. 1999. Thalamocortical dysrhythmia: A neurological and neuropsychiatric syndrome characterized by magnetoencephalography. *Proceedings of the National Academy of Sciences of the United States of America* 96(26):15222–15227.
- Loog, M. and R.P.W. Duin. 2004. Linear dimensionality reduction via a heteroscedastic extension of LDA: the Chernoff criterion. *IEEE Transactions on Pattern Analysis and*

- Machine Intelligence* 26(6):732–739.
- Lotze, M., C. Braun, N. Birbaumer, S. Anders, and L. G. Cohen. 2003. Motor learning elicited by voluntary drive. *Brain* 126(4):866–872.
- Lotze, M., H. Flor, W. Grodd, W. Larbig, and N. Birbaumer. 2001. Phantom movements and pain. An fMRI study in upper limb amputees. *Brain* 124(11):2268–2277.
- Lotze, M., W. Grodd, N. Birbaumer, M. Erb, E. Huse, and H. Flor. 1999a. Does use of a myoelectric prosthesis prevent cortical reorganization and phantom limb pain? *Nature Neuroscience* 2(6):501–502.
- Lotze, M., P. Montoya, M. Erb, E. Hülsmann, H. Flor, U. Klose, N. Birbaumer, and W. Grodd. 1999b. Activation of cortical and cerebellar motor areas during executed and imagined hand movements: an fMRI study. *Journal of Cognitive Neuroscience* 11(5):491–501.
- Low, A., B. Rockstroh, R. Cohen, O. Hauk, P. Berg, and W. Maier. 1999. Determining working memory from ERP topography. *Brain Topography* 12(1):39–47.
- Lulé, D., V. Diekmann, J. Kassubek, A. Kurt, N. Birbaumer, A. C. Ludolph, and E. Kraft. In press. Cortical reorganization in amyotrophic lateral sclerosis: motor imagery and motor function. *Annals of Neurology*.
- Lulé, D., A. Kurt, R. Jurgens, J. Kassubek, V. Diekmann, E. Kraft, N. Neumann, A. C. Ludolph, N. Birbaumer, and S. Anders. 2005. Emotional responding in amyotrophic lateral sclerosis. *Journal of Neurology* 252(12):1517–1524.
- Lundqvist, C., A. Siosteen, C. Blomstrand, B. Lind, and M. Sullivan. 1991. Spinal cord injuries. clinical, functional, and emotional status. *Spine* 16(1):78–83.
- Luo, A. and P. Sajda. 2006. Learning discrimination trajectories in EEG sensor space: application to inferring task difficulty. *Journal of Neural Engineering* 3(1):L1–6.
- Lutzenberger, W., N. Birbaumer, T. Elbert, B. Rockstroh, W. Bippus, and R. Breidt. 1980. Self-regulation of slow cortical potentials in normal subjects and patients with frontal lobe lesions. *Progress in Brain Research* 54:427–430.
- Lutzenberger, W., T. Elbert, B. Rockstroh, and N. Birbaumer. 1979. The effects of self-regulation of slow cortical potentials on performance in a signal detection task. *The International Journal of Neuroscience* 9(3):175–183.
- Lutzenberger, W., T. Elbert, B. Rockstroh, and N. Birbaumer. 1982. Biofeedback produced slow brain potentials and task performance. *Biological Psychology* 14(1–2):99–111.
- Makeig, S., A. Delorme, M. Westerfield, T. P. Jung, J. Townsend, E. Courchesne, and T. J. Sejnowski. 2004. Electroencephalographic brain dynamics following manually responded visual targets. *PLoS Biology* 2(6):e176.
- Makeig, S. and A. Delourme. EEGLAB. Available at <http://scn.ucsd.edu/eeglab/>.
- Makeig, S., M. Westerfield, T.-P. Jung, J. Covington, J. Townsend, T. Sejnowski, and E. Courchesne. 1999. Functionally independent components of the late positive event-related potential during visual spatial attention. *Journal of Neuroscience* 19(7):2665–2680.

- Mantegazza et al, P. 2000. RTAI – real-time linux application interface for Linux. Available at <http://www.rtai.org/>.
- Margalit, E., J. D. Weiland, R. E. Clatterbuck, G. Y. Fujii, M. Maia, M. Tameesh, G. Torres, S. A. D'Anna, D. V. Piyathaisere S. Desai, A. Olivi, E. Jr. de Juan, and M. S. Humayun. 2003. Visual and electrical evoked response recorded from subdural electrodes implanted above the visual cortex in normal dogs under two methods of anesthesia. *Journal of Neuroscience Methods* 123(2):129–137.
- Mason, S. G., A. Bashashati, M. Fatourech, K. F. Navarro, and G. E. Birch. Submitted. A comprehensive survey of brain interface technology designs. *Annals of Biomedical Engineering*.
- Mason, S. G. and G. E. Birch. 2000. A brain-controlled switch for asynchronous control applications. *IEEE Transactions on Biomedical Engineering* 47(10):1297–1307.
- Mason, S. G. and G. E. Birch. 2003. A general framework for brain-computer interface design. *IEEE Transactions on Neural Systems and Rehabilitation Engineering* 11(1): 70–85.
- Mason, S. G. and G. E. Birch. 2005. Temporal control paradigms for direct brain interfaces—rethinking the definition of asynchronous and synchronous. In *Proceedings of HCI International*, Las Vegas.
- Mason, S. G., R. Bohringer, J. F. Borisoff, and G. E. Birch. 2004. Real-time control of a video game with a direct brain-computer interface. *Journal of Clinical Neurophysiology* 21(6):404–408.
- Mason, S. G., M. M. Jackson, and G. E. Birch. 2005a. A general framework for characterizing studies of brain interface technology. *Annals of Biomedical Engineering* 33(11):1653–1670.
- Mason, S. G., J. Kronegg, J. E. Huggins, A. Schlögl, M. Fatourech, R. Kaidar, R. Scherer, and A. Buttfeld. 2005b. Asynchronous BCI performance evaluation. BCIinfo.org research papers. Available at http://bciinfo.org/Research_Info/documents/articles/AsynchBCIDiscussionSummaryBCI2005.pdf.
- Maynard, E., C. Nordhausen, and R. Normann. 1997. The Utah intracortical electrode array: A recording structure for potential brain-computer interfaces. *Electroencephalography and Clinical Neurophysiology* 102(3):228–239.
- Mazurek, M. E., J. D. Roitman, J. Ditterich, and M. N. Shadlen. 2003. A role for neural integrators in perceptual decision making. *Cerebral Cortex* 13(11):1257–1269.
- Mazzone, P., A. Lozano, P. Stanzione, S. Galati, E. Scarnati, A. Peppe, and A. Stefani. 2005. Implantation of human pedunculopontine nucleus: a safe and clinically relevant target in Parkinson's disease. *Neuroreport* 16(17):1877–1881.
- McFarland, D. J., C. W. Anderson, K. R. Müller, A. Schlögl, and D. J. Krusienski. 2006. BCI Meeting 2005—workshop on BCI signal processing: feature extraction and translation. *IEEE Transactions on Neural Systems and Rehabilitation Engineering* 14 (2):135–138.

- McFarland, D. J., T. Lefkowitz, and J. R. Wolpaw. 1997a. Design and operation of an EEG-based brain-computer interface (BCI) with digital signal processing technology. *Behavioral Research Methods Instruments and Computers* 29(3):337–345.
- McFarland, D. J., L. M. McCane, S. V. David, and J. R. Wolpaw. 1997b. Spatial filter selection for EEG-based communication. *Electroencephalography and Clinical Neurophysiology* 103(3):386–394.
- McFarland, D. J., L. M. McCane, and J. R. Wolpaw. 1998. EEG-based communication and control: short-term role of feedback. *IEEE Transactions on Rehabilitation Engineering* 6(1):7–11.
- McFarland, D. J., G. W. Neat, R. F. Read, and J. R. Wolpaw. 1993. An EEG-based method for graded cursor control. *Psychobiology* 21:77–81.
- McFarland, D. J., W. A. Sarnacki, T. M. Vaughan, and J. R. Wolpaw. 2005. Brain-computer interface (BCI) operation: signal and noise during early training sessions. *Clinical Neurophysiology* 116(1):56–62.
- McFarland, D. J., W. A. Sarnacki, and J. R. Wolpaw. 2003. Brain-computer interface (BCI) operation: optimizing information transfer rates. *Biological Psychology* 63(3):237–251.
- McFarland, D. J. and J. R. Wolpaw. 2005. Sensorimotor rhythm-based brain-computer interface (BCI): Feature selection by regression improves performance. *IEEE Transactions on Neural Systems and Rehabilitation Engineering* 13(3):372–379.
- Mehring, C., J. Rickert, E. Vaadia, S. Cardoso de Oliveira, A. Aertsen, and S. Rotter. 2003. Inference of hand movements from local field potentials in monkey motor cortex. *Nature Neuroscience* 6(12):1253–1254.
- Meinicke, P., M. Kaper, F. Hoppe, M. Huemann, and H. Ritter. 2002. Improving transfer rates in brain computer interface: A case study. In *Advances in Neural Information Processing Systems (NIPS 01)*: 1107–1114, Cambridge, Mass. The MIT Press.
- Meir, R. and G. Rätsch. 2003. An introduction to boosting and leveraging. In *Advanced Lectures on Machine Learning*, edited by S. Mendelson and A. Smola, LNAI. Springer.
- Mellinger, J., T. Hinterberger, M. Bensch, M. Schröder, and N. Birbaumer. 2003. Surfing the web with electrical brain signals: the brain web surfer (BWS) for the completely paralysed. In *Proceedings of the 2nd World Congress of the International Society of Physical and Rehabilitation Medicine - ISPRM*, edited by Nachum Ring, Haim; Soroker: 731–738, Bologna (Monduzzi).
- Mellinger, J., G. Schalk, C. Braun, H. Preissl, N. Birbaumer, and A. Kübler. 2005. A brain-computer interface (BCI) based on magnetoencephalography (MEG). *Psychophysiology* 42(1):88.
- Mellinger, J., G. Schalk, C. Braun, H. Preissl, W. Rosenstiel, N. Birbaumer, and A. Kübler. Under revision. An MEG-based brain-computer interface. *Neuroimage*.
- Merzenich, M. M., D. N. Schindler, and M. W. White. 1974. Feasibility of multichannel scala tympani stimulation. *Laryngoscope* 84(11):1887–1893.
- Miall, R. C., N. Jenkinson, and K. Kulkarni. 2004. Adaptation to rotated visual feedback: a re-examination of motor interference. *Experimental Brain Research* 154(2):201–210.

- Middendorf, M., G. McMillan, G. Calhoun, and K. S. Jones. 2000. Brain-computer interfaces based on the steady-state visual-evoked response. *IEEE Transactions on Rehabilitation Engineering* 8(2):211–214.
- Mika, S. 2002. Kernel fisher discriminants. PhD thesis, University of Technology, Berlin.
- Mika, S., G. Rätsch, and K.-R. Müller. 2001. A mathematical programming approach to the Kernel Fisher algorithm. In *Advances in Neural Information Processing Systems (NIPS 00)*, edited by T. K. Leen, T. G. Dietterich, and V. Tresp vol. 13: 591–597, Cambridge, Mass. The MIT Press.
- Mika, S., G. Rätsch, J. Weston, B. Schölkopf, A. Smola, and K.-R. Müller. 2003. Constructing descriptive and discriminative non-linear features: Rayleigh coefficients in kernel feature spaces. *IEEE Transaction on Pattern Analysis and Machine Intelligence* 25(5): 623–628.
- Mika, S., B. Schölkopf, A.J. Smola, K.-R. Müller, M. Scholz, and G. Rätsch. 1999. Kernel PCA and de-noising in feature spaces. In *Advances in Neural Information Processing Systems (NIPS 98)*, edited by M.S. Kearns, S.A. Solla, and D.A. Cohn: 536–542, Cambridge, Mass. MIT Press.
- Millán, J. d. R., M. Franzé, J. Mouriño, F. Cincotti, and F. Babiloni. 2002a. Relevant EEG features for the classification of spontaneous motor-related tasks. *Biological Cybernetics* 86(2):89–95.
- Millán, J. d. R. 2002. Brain-computer interfaces. In *Handbook of Brain Theory and Neural Networks*, edited by Michael A. Arbib. Cambridge, Mass.: The MIT Press, 2nd ed.
- Millán, J. d. R. 2003. Adaptive brain interfaces. *Communications of the ACM* 46:74–80.
- Millán, J. d. R. 2004. On the need for on-line learning in brain-computer interfaces. In *Proceedings of the International Joint Conference on Neural Networks*, Budapest, Hungary.
- Millán, J. d. R., M. Franzé, J. Mouriño, F. Cincotti, and F. Babiloni. 2002b. Relevant EEG features for the classification of spontaneous motor-related tasks. *Biological Cybernetics* 86(2):89–95.
- Millán, J. d. R. and J. Mouriño. 2003. Asynchronous BCI and local neural classifiers: an overview of the Adaptive Brain Interface project. *IEEE Transactions on Neural Systems and Rehabilitation Engineering* 11(2):159–161.
- Millán, J. d. R., J. Mouriño, M. Franzé, F. Cincotti, M. Varsta, J. Heikkinen J, and F. Babiloni. 2002c. A local neural classifier for the recognition of EEG patterns associated to mental tasks. *IEEE Transactions on Neural Networks* 13(3):678–686.
- Millán, J. d. R., F. Renkens, J. Mouriño, and W. Gerstner. 2004a. Noninvasive brain-actuated control of a mobile robot by human EEG. *IEEE Transactions on Biomedical Engineering* 51(6):1026–1033.
- Millán, J. d. R., F. Renkens, J. Mouriño, and W. Gerstner. 2004b. Brain-actuated interaction. *Artificial Intelligence* 159(1–2):241–259.
- Miller, N. E. 1969. Learning of visceral and glandular responses. *Science* 163(866): 434–445.

- Miner, L. A., D. J. McFarland, and J. R. Wolpaw. 1998. Answering questions with an electroencephalogram-based brain-computer interface. *Archives of Physical Medicine and Rehabilitation* 79(9):1029–1033.
- Moran, D. W. and A. B. Schwartz. 1999. Motor cortical representation of speed and direction during reaching. *Journal of Neurophysiology* 82(5):2676–2692.
- Morrow, M. M. and L. E. Miller. 2003. Prediction of muscle activity by populations of sequentially recorded primary motor cortex neurons. *Journal of Neurophysiology* 89(4): 2279–2288.
- Mosher, J. C., S. Baillet, and R. M. Leahy. 1999. EEG source localization and imaging using multiple signal classification approaches. *Journal of Clinical Neurophysiology* 16 (3):225–238.
- Mouriño, J. 2003. EEG-based analysis for the design of adaptive brain interfaces. PhD thesis, Centre de Recerca en Enginyeria Biomèdica, Universitat Politècnica de Catalunya, Barcelona, Spain.
- Mouriño, J., J. d. R. Millán, F. Cincotti, S. Chiappa, R. Jané, and F. Babiloni. 2001. Spatial filtering in the training process of a brain computer interface. In *Proceedings 23rd Annual Int. Conf. of the IEEE Engineering in Medicine and Biology Society*.
- Müller, G. R., C. Neuper, and G. Pfurtscheller. 2001. “Resonance-like” frequencies of sensorimotor areas evoked by repetitive tactile stimulation. *Biomedizinische Technik* 46 (7–8):186–190.
- Müller, G. R., C. Neuper, and G. Pfurtscheller. 2003a. Implementation of a telemonitoring system for the control of an EEG-based brain-computer interface. *IEEE Transactions on Neural Systems and Rehabilitation Engineering* 11(1):54–59.
- Müller, G. R., R. Scherer, C. Neuper, H. Lahrmann, P. Staiger-Sälzer, and G. Pfurtscheller. 2004a. EEG-basierende Kommunikation: Erfahrungen mit einem Telemonitoringsystem zum Patiententraining. In *Proceedings of 38th Ann. Conv. of the German Society for Medical and Biological Engineering in VDE* vol. 49: 230–231. Suppl. vol. Biomed Techn (Berl.).
- Müller, K.-R., C. W. Anderson, and G. E. Birch. 2003b. Linear and nonlinear methods for brain-computer interfaces. *IEEE Transactions on Neural Systems and Rehabilitation Engineering* 11(2):165–169.
- Müller, K.-R. and B. Blankertz. 2006. Toward non-invasive brain-computer interfaces. *IEEE Signal Processing Magazine*.
- Müller, K.-R., M. Krauledat, G. Dornhege, G. Curio, and B. Blankertz. 2004b. Machine learning techniques for brain-computer interfaces. *Biomedizinische Technik* 49(1):11–22.
- Müller, K.-R., S. Mika, G. Rätsch, K. Tsuda, and B. Schölkopf. 2001. An introduction to kernel-based learning algorithms. *IEEE Transactions on Neural Networks* 12(2):181–201.
- Müller-Gerking, J., G. Pfurtscheller, and H. Flyvbjerg. 1999. Designing optimal spatial filters for single-trial EEG classification in a movement task. *Clinical Neurophysiology*

- 110(5):787–798.
- Müller-Putz, G. R., R. Scherer, C. Brauneis, and G. Pfurtscheller. 2005a. Steady-state visual evoked potential (SSVEP)-based communication: impact of harmonic frequency components. *Journal of neural engineering* 2(4):123–130.
- Müller-Putz, G. R., R. Scherer, C. Neuper, and G. Pfurtscheller. 2006. Steady-state somatosensory evoked potentials: suitable brain signals for brain-computer interfaces? *IEEE Transactions on Neural Systems and Rehabilitation Engineering* 14(1):30–37.
- Müller-Putz, G. R., R. Scherer, G. Pfurtscheller, and R. Rupp. 2005b. EEG-based neuroprosthesis control: a step towards clinical practice. *Neuroscience Letters* 382(1–2): 169–174.
- Murase, N., J. Duque, R. Mazzocchio, and L. G. Cohen. 2004. Influence of interhemispheric interactions on motor function in chronic stroke. *Annals of Neurology* 55(3): 400–409.
- Musallam, S., B. D. Corneil, B. Greger, H. Scherberger, and R. A. Andersen. 2004. Cognitive control signals for neural prosthetics. *Science* 305(5681):258–262.
- Mussa-Ivaldi, F. A. and L. E. Miller. 2003. Brain-machine interfaces: computational demands and clinical needs meet basic neuroscience. *Trends in Neurosciences* 26(6): 329–334.
- Nagai, Y., H. D. Critchley, E. Feathersone, P. B. Fenwick, M. R. Trimble, and R. J. Dolan. 2004. Brain activity relating to the contingent negative variation: an fMRI investigation. modulation by volitional control of peripheral autonomic arousal. *NeuroImage* 21(4): 1232–1241.
- National Instruments. Available at <http://www.ni.com/>.
- Nelson, W. T., L. J. Hettinger, J. A. Cunningham, M. M. Roe, M. W. Haas, and L. B. Dennis. 1997. Navigating through virtual flight environments using brain-body-actuated control. In *Proceedings Virtual Reality Annual International Symposium*: 30–37.
- Nenadic, Z. 2006. Information discriminant analysis: Feature extraction with an information-theoretic objective. Technical report, Department of Biomedical Engineering, University of California, Irvine. Available at <http://cbmspc.eng.uci.edu/PUBLICATIONS/tr:06a.pdf>.
- Nenadic, Z. and J. W. Burdick. 2005. Spike detection using the continuous wavelet transform. *IEEE Transactions on Biomedical Engineering* 52(1):74–87.
- Nenadic, Z. and J. W. Burdick. 2006. A control algorithm for autonomous optimization of extracellular recordings. *IEEE Transactions on Biomedical Engineering* 53(5):941–955.
- Neumann, N., A. Kübler, J. Kaiser, T. Hinterberger, and N. Birbaumer. 2003. Conscious perception of brain states: mental strategies for brain-computer communication. *Neuropsychologia* 41(8):1026–1036.
- Neuper, C., G. R. Müller, A. Kübler, N. Birbaumer, and G. Pfurtscheller. 2003. Clinical application of an EEG-based brain-computer interface: a case study in a patient with severe motor impairment. *Clinical Neurophysiology* 114(3):399–409.

- Neuper, C. and G. Pfurtscheller. 2001. Event-related dynamics of cortical rhythms: frequency-specific features and functional correlates. *International Journal of Psychophysiology* 43(1):41–58.
- Neuper, C. and G. Pfurtscheller. 1999. Motor imagery and ERD. In *Event-Related Desynchronization. Handbook of Electroencephalography and Clinical Neurophysiology*, edited by G. Pfurtscheller and F. H. Lopes da Silva. Amsterdam: Elsevier.
- Neuper, C., R. Scherer, M. Reiner, and G. Pfurtscheller. 2005. Imagery of motor actions: differential effect of kinesthetic and visual-motor mode of imagery in single-trial EEG. *Brain Research. Cognitive Brain Research* 25(3):668–677.
- Neuper, C., A. Schlögl, and G. Pfurtscheller. 1999. Enhancement of left-right sensorimotor EEG differences during feedback-regulated motor imagery. *Journal of Clinical Neurophysiology* 16(4):373–382.
- Newsome, W. T., K. H. Britten, and J. A. Movshon. 1989. Neuronal correlates of a perceptual decision. *Nature* 341(6237):52–54.
- Nicolelis, M. A. 2003. Brain-machine interfaces to restore motor function and probe neural circuits. *Nature Reviews Neuroscience* 4(5):417–422.
- Nicolelis, M. A., D. Dimitrov, J. M. Carmena, R. Crist, G. Lehew, J. D. Kralik, and S. P. Wise. 2003. Chronic, multisite, multielectrode recordings in macaque monkeys. *Proceedings of the National Academy of Sciences of the United States of America* 100(19):11041–11046.
- Nicolelis, M. A. L. 2001. Actions from thoughts. *Nature* 409(6818):403–407.
- Niedermeyer, E. 2005a. Maturation of the EEG: Development of waking and sleep patterns. In *Electroencephalography—Basic Principles, Clinical Applications, and Related Fields*, edited by E. Niedermeyer and F. H. Lopes da Silva. Philadelphia: Lippincott Williams & Wilkins, 5th edition.
- Niedermeyer, E. 2005b. The normal EEG of the waking adult. In *Electroencephalography—Basic Principles, Clinical Applications, and Related Fields*, edited by E. Niedermeyer and F. H. Lopes da Silva. Philadelphia: Lippincott Williams & Wilkins, 5th edition.
- Nielsen, K. D., A. F. Cabrera, and O. F. do Nascimento. 2006. EEG based BCI-towards a better control. Brain-computer interface research at Aalborg University. *IEEE Transactions on Neural Systems and Rehabilitation Engineering* 14(2):202–204.
- Nijboer, F., I. Gunst, A. Furdea, S. von Hartlieb, D. McFarland, N. Birbaumer, and A. Kübler. In preparation. A comparison between brain-computer interface performance based on auditory and visual feedback in healthy participants. *Journal of Neuroscience Methods*.
- Nijboer, F., M. Jordan, T. Matuz, J. Mellinger, U. Mochty, B. Wilhelm, N. Birbaumer, and A. Kübler. In press. Brain computer interface research in Tübingen: toward a better understanding of how to control a BCI by patients with severe neurological diseases. *IEEE Transactions on Neural Systems and Rehabilitation Engineering*.

- Nijboer, F., U. Mochty, J. Mellinger, T. Matuz, M. Jordan, E. Sellers, T. M. Vaughan, D. J. McFarland, G. Schalk, J. R. Wolpaw, N. Birbaumer, and A. Kübler. 2005. Comparing sensorimotor rhythms, slow cortical potentials, and P300 for brain-computer interface (BCI) use by ALS patients—a within subjects design. Poster presented at Brain-Computer Interface Technology: Third International Meeting, Rensselaerville, New York, June 14-19.
- Nijboer, F., E. Sellers, J. Mellinger and T. Matuz, U. Mochty, M. Jordan, D. Krusienski, J. R. Wolpaw, N. Birbaumer, and A. Kübler. In preparation. P300-based brain-computer interface (BCI) performance in people with ALS.
- Nunez, P. L., R. Srinivasan, A. F. Westdorp, R. S. Wijesinghe, D. M. Tucker, R. B. Silberstein, and P. J. Cadusch. 1997. EEG coherency I: statistics, reference electrode, volume conduction, Laplacians, cortical imaging, and interpretation at multiple scales. *Electroencephalography and Clinical Neurophysiology* 103(5):499–515.
- Nykopp, T. 2001. Statistical modelling issues for the adaptive brain interface. Master's thesis, Helsinki University of Technology, Department of Electrical and Communications Engineering.
- Obermaier, B., G. Müller, and G. Pfurtscheller. 2001. 'Virtual keyboard' controlled by spontaneous EEG activity. In *Artificial-Neural-Networks-ICANN-2001*, edited by G. Dorffner, H. Bischof, and K. Hornik: 636–641, Berlin. Springer. LNCS 2130.
- Obermaier, B., G. R. Müller, and G. Pfurtscheller. 2003. "Virtual keyboard" controlled by spontaneous EEG activity. *IEEE Transactions on Neural Systems and Rehabilitation Engineering* 11(4):422–426.
- OctaveForge. The GNU Octave Repository. Available at <http://octave.sourceforge.net/>.
- OpenEEG. ModEEG – Open Source EEG amplifier. Available at <http://openeeg.sourceforge.net/doc/modeeg/modeeg.html>.
- Oppenheim, A. V. and R. W. Schaffer. 1989. Discrete-time signal processing. Prentice Hall Signal Processing Series. Prentice Hall.
- Orr, G. B. and K.-R. Müller, editors. 1998. Neural networks: tricks of the trade, vol. LNCS 1524. Heidelberg: Springer.
- Owen, A. M., M. R. Coleman, M. Boly, M. H. Davis, S. Laureys, and J. D. Pickard. 2006. Detecting awareness in the vegetative state. *Science* 313(5792):1402.
- Pal. 2002. Computing discriminability and bias with the R software. Available from <http://www.pallier.org/ressources/aprime/aprime.pdf>.
- Pang, C., J. G. Cham, Z. Nenadic, S. Musallam, Y. C. Tai, J. W. Burdick, and R. A. Andersen. 2005a. A new multi-site probe array with monolithically integrated parylene flexible cable for neural prostheses. In *Proceedings of the 27th Annual International Conference of the IEEE Engineering in Medicine and Biology Society* vol. 2: 5352 – 5355 Vol. 7. IEEE.
- Pang, C., J. G. Cham, Z. Nenadic, Y. C. Tai, J. W. Burdick, and R. A. Andersen. 2005b. A new neural recording electrode array with parylene insulating layer. In *Proceedings of the 9th International Conference on Miniaturized Systems for Chemistry and Life*

- Sciences (μ TAS)* vol. 2: 675–677. IEEE.
- Paninski, L., M. R. Fellows, N. G. Hatsopoulos, and J. P. Donoghue. 2004. Spatiotemporal tuning of motor cortical neurons for hand position and velocity. *Journal of Neurophysiology* 91(1):515–532.
- Parra, L., C. Alvino, A. Tang, B. Pearlmutter, N. Yeung, A. Osman, and P. Sajda. 2002. Linear spatial integration for single-trial detection in encephalography. *Neuroimage* 17(1):223–230.
- Parra, L. C., C. D. Spence, A. D. Gerson, and P. Sajda. 2003. Response error correction—a demonstration of improved human-machine performance using real-time EEG monitoring. *IEEE Transactions on Neural Systems and Rehabilitation Engineering* 11(2): 173–177.
- Parra, L. C., C. D. Spence, A. D. Gerson, and P. Sajda. 2005. Recipes for the linear analysis of EEG. *Neuroimage* 28(2):326–341.
- Pascual-Marqui, R. D. LORETA – low resolution brain electromagnetic tomography. Available at <http://www.unizh.ch/keyinst/NewLORETA/LORETA01.htm>.
- Patterson, J. R. and M. Grabois. 1986. Locked-in syndrome: a review of 139 cases. *Stroke* 17(4):758–764.
- Paz, R., T. Boraud, C. Natan, H. Bergman, and E. Vaadia. 2003. Preparatory activity in motor cortex reflects learning of local visuomotor skills. *Nature Neuroscience* 6(8): 882–890.
- Peckham, P. H., M. W. Keith, K. L. Kilgore, J. H. Grill, K. S. Wuolle, G. B. Thrope, P. Gorman, J. Hobby, M. J. Mulcahey, S. Carroll, V. R. Hentz, and A. Wiegner. 2001. Efficacy of an implanted neuroprosthesis for restoring hand grasp in tetraplegia: a multicenter study. *archphysmed* 82(10):1380–1388.
- Perelmouter, J. and N. Birbaumer. 2000. A binary spelling interface with random errors. *IEEE Transactions on Neural Systems and Rehabilitation Engineering* 8(2):227–232.
- Perelmouter, J., B. Kotchoubey, A. Kübler, E. Taub, and N. Birbaumer. 1999. Language support program for thought-translation devices. *Automedica* 18:67–84.
- Perrin, F., J. Pernier, O. Bertrand, and J. Echallier. 1989. Spherical splines for potential and current density mapping. *Electroencephalography and Clinical Neurophysiology* 72(2):184–187.
- Perrin, F., J. Pernier, O. Bertrand, and J. Echallier. 1990. Corrigendum eeg 02274. *Electroencephalography and Clinical Neurophysiology* 76:565.
- Pesaran, B., J. S. Pezaris, M. Sahani, P. P. Mitra, and R. A. Andersen. 2002. Temporal structure in neuronal activity during working memory in macaque parietal cortex. *Nature Neuroscience* 5(8):805–811.
- Pfingst, B. E. 2000. Auditory prostheses. In *Neural Prostheses for Restoration of Sensory and Motor Function*, edited by J. K. Chapin and K. A. Moxon. Boca Raton, Florida: CRC Press, Inc.

- Pfurtscheller, G. 2005. EEG event-related desynchronization (ERD) and event related synchronization (ERS). In *Electroencephalography—Basic Principles, Clinical Applications, and Related Fields*, edited by E. Niedermeyer and F. H. Lopes da Silva. Philadelphia: Lippincott Williams & Wilkins, 4th edition.
- Pfurtscheller, G. 1989. Functional topography during sensorimotor activation studied with event-related desynchronization mapping. *Journal of Clinical Neurophysiology* 6(1): 75–84.
- Pfurtscheller, G. and A. Aranibar. 1977. Event-related cortical desynchronization detected by power measurements of scalp EEG. *Electroencephalography and Clinical Neurophysiology* 42(6):817–826.
- Pfurtscheller, G. and A. Aranibar. 1979. Evaluation of event-related desynchronization (ERD) preceding and following self-paced movements. *Electroencephalography and Clinical Neurophysiology* 46(2):138–146.
- Pfurtscheller, G., C. Brunner, A. Schlögl, and F. H. Lopes da Silva. 2006a. Mu-rhythm (de)synchronization and EEG single-trial classification of different motor imagery tasks. *Neuroimage* 31(1):153–159.
- Pfurtscheller, G. and F. H. Lopes da Silva. 1999. Event-related EEG/MEG synchronization and desynchronization: basic principles. *Clinical Neurophysiology* 110(11):1842–1857.
- Pfurtscheller, G., D. Flotzinger, and J. Kalcher. 1993. Brain-computer interface—a new communication device for handicapped persons. *Journal of Microcomputer Applications* 16(3):293–299.
- Pfurtscheller, G., D. Flotzinger, M. Pregenzer, J. R. Wolpaw, and D. J. McFarland. 1995–1996. EEG-based brain computer interface (BCI). Search for optimal electrode positions and frequency components. *Medical Progress through Technology* 21(3):111–121.
- Pfurtscheller, G., B. Graimann, J. E. Huggins, S. P. Levine, and L. A. Schuh. 2003a. Spatiotemporal patterns of beta desynchronization and gamma synchronization in corticographic data during self-paced movement. *Clinical Neurophysiology* 114(7):1226–1236.
- Pfurtscheller, G., C. Guger, G. Müller, G. Krausz, and C. Neuper. 2000a. Brain oscillations control hand orthosis in a tetraplegic. *Neuroscience Letters* 292(3):211–214.
- Pfurtscheller, G., J. Kalcher, C. Neuper, D. Flotzinger, and M. Pregenzer. 1996. On-line EEG classification during externally-paced hand movements using a neural network-based classifier. *Electroencephalography and Clinical Neurophysiology* 99(5):416–425.
- Pfurtscheller, G., R. Leeb, C. Keinrath, D. Friedman, C. Neuper, C. Guger, and M. Slater. 2006b. Walking from thought. *Brain Research* 1071(1):145–152.
- Pfurtscheller, G., G. R. Müller, J. Pfurtscheller, H. J. Gerner, and R. Rupp. 2003b. “Thought”—control of functional electrical stimulation to restore hand grasp in a patient with tetraplegia. *Neuroscience Letters* 351(1):33–36.
- Pfurtscheller, G., G. R. Müller-Putz, A. Schlögl, B. Graimann, R. Scherer, R. Leeb, C. Brunner, C. Keinrath, F. Lee, G. Townsend, C. Vidaurre, and C. Neuper. 2006c. 15 years of BCI research at Graz University of technology: current projects. *IEEE Transactions on Neural Systems and Rehabilitation Engineering* 14(2):205–210.

- Pfurtscheller, G. and C. Neuper. 1997. Motor imagery activates primary sensorimotor area in humans. *Neuroscience Letters* 239(2–3):65–68.
- Pfurtscheller, G. and C. Neuper. 2001. Motor imagery and direct brain-computer communication. *Proceedings of the IEEE* 89(7):1123–1134.
- Pfurtscheller, G., C. Neuper, and N. Birbaumer. 2005a. Human brain-computer interface. In *Motor Cortex in Voluntary Movements: a distributed system for distributed functions. Series: Methods and New Frontiers in Neuroscience*, edited by A. Riehle and E. Vaadia. New York: CRC Press.
- Pfurtscheller, G., C. Neuper, C. Brunner, and F. Lopes da Silva. 2005b. Beta rebound after different types of motor imagery in man. *Neuroscience Letters* 378(3):156–159.
- Pfurtscheller, G., C. Neuper, D. Flotzinger, and M. Pregenzer. 1997. EEG-based discrimination between imagination of right and left hand movement. *Electroencephalography and Clinical Neurophysiology* 103(6):642–651.
- Pfurtscheller, G., C. Neuper, C. Guger, W. Harkam, H. Ramoser, A. Schlögl, B. Obermaier, and M. Pregenzer. 2000b. Current trends in Graz brain-computer interface (BCI) research. *IEEE Transactions on Neural Systems and Rehabilitation Engineering* 8(2): 216–219.
- Pfurtscheller, G., C. Neuper, G. R. Müller, B. Obermaier, G. Krausz, A. Schlögl, R. Scherer, B. Graimann, C. Keinrath, D. Skliris, M. Wörtz, G. Supp, and C. Schrank. 2003c. Graz-BCI: State of the art and clinical applications. *IEEE Transactions on Neural Systems and Rehabilitation Engineering* 11(2):177–180.
- Pfurtscheller, G., C. Neuper, H. Ramoser, and J. Müller-Gerking. 1999. Visually guided motor imagery activates sensorimotor areas in humans. *Neuroscience Letters* 269(3): 153–156.
- Pfurtscheller, G., C. Neuper, A. Schlögl, and K. Lugger. 1998. Separability of EEG signals recorded during right and left motor imagery using adaptive autoregressive parameters. *IEEE Transactions on Rehabilitation Engineering* 6(3):316–325.
- Pfurtscheller, G., R. Scherer, R. Leeb, C. Keinrath, C. Neuper, F. Lee, B. Graimann, A. Schlögl, and H. Bischof. In press. Viewing moving objects in virtual reality can change the dynamics of sensorimotor EEG rhythms. *Presence-Teleoperators and Virtual Environments*.
- Pham, D.-T. 1996. Blind separation of instantaneous mixture of sources via the Gaussian mutual information criterion. *IEEE Transactions on Signal Processing* 44(11):2668–2779.
- Pham, M., T. Hinterberger, N. Neumann, A. Kübler, N. Hofmayer, A. Grether, B. Wilhelm, J. J. Vatine, and N. Birbaumer. 2005. An auditory brain-computer interface based on the self-regulation of slow cortical potentials. *Journal for Neurorehabilitation and Neural Repair* 19(3):206–218.
- Philiastides, M. G. and P. Sajda. 2006. Temporal characterization of the neural correlates of perceptual decision making in the human brain. *Cerebral Cortex* 16(4):509–518.

- Piccione, F., F. Giorgi, P. Tonin, K. Priftis, S. Giove, S. Silvoni, G. Palmas, and F. Beverina. 2006. P300-based brain computer interface: Reliability and performance in healthy and paralysed participants. *Clinical Neurophysiology* 117(3):531–537.
- Pierce, J. R. 1980. An introduction to information theory: symbols, signals and noise. New York: Dover Publications, 2nd edition.
- Pineda, J. A., D. S. Silverman, A. Vankov, and J. Hestenes. 2003. Learning to control brain rhythms: making a brain-computer interface possible. *IEEE Transactions on Neural Systems and Rehabilitation Engineering* 11(2):181–184.
- Platt, M. L. and P. W. Glimcher. 1999. Neural correlates of decision variables in parietal cortex. *Nature* 400(6741):233–238.
- Poggio, T. and F. Girosi. 1990. Networks for approximation and learning. *Proceedings of the IEEE* 78(9):1481–1497.
- Polich, J., editor. 2003. Detection of change: Event-related potential and fMRI findings. Boston: Kluwer Academic Publishers.
- Polich, J. 1989. Habituation of P300 from auditory stimuli. *Psychobiology* 17:19–28.
- Pope, A. T., E. H. Bogart, and D. S. Bartolome. 1995. Biocybernetic system evaluates indices of operator engagement on automated task. *Biological Psychology* 40(1–2): 187–195.
- Posner, M. I. 1980. Orienting of attention. *Quarterly Journal of Experimental Psychology* 32(1):3–25.
- Pregenzer, M. and G. Pfurtscheller. 1999. Frequency component selection of an EEG-based brain to computer interface. *IEEE Transactions on Rehabilitation Engineering* 7 (4):413–419.
- Pregenzer, M., G. Pfurtscheller, and D. Flotzinger. 1994. Selection of electrode positions for an EEG-based brain computer interface (BCI). *Biomedizinische Technik* 39(10): 164–169.
- Pregenzer, M., G. Pfurtscheller, and D. Flotzinger. 1996. Automated feature selection with a distinction sensitive learning vector quantizer. *Neurocomputing* 11(1):19–29.
- Principe, J. C., J. W. Fisher III, and D. Xu. 2000. Information theoretic learning. In *Unsupervised Adaptive Filtering*, edited by Simon Haykin. New York: Wiley.
- Prinzel, L. J., F. G. Freeman, M. W. Scerbo, P. J. Mikulka, and A. T. Pope. 2000. A closed-loop system for examining psychophysiological measures for adaptive task allocation. *International Journal of Aviation Psychology* 10(4):393–410.
- Puce, A., T. Allison, M. Asgari, J. C. Gore, and G. McCarthy. 1996. Differential sensitivity of human visual cortex to faces, letterstrings, and textures: A functional magnetic resonance imaging study. *Journal of Neuroscience* 16(16):5205–5215.
- Pudil, P., J. Novovicová, and J. Kittler. 1994. Floating search methods in feature selection. *Pattern Recognition Letters* 15(11):1119–1125.
- Pulvermuller, F., B. Mohr, H. Schleichert, and R. Veit. 2000. Operant conditioning of left-hemispheric slow cortical potentials and its effect on word processing. *Biological*

- Psychology* 53(2–3):177–125.
- QT4. QT library version 4. Available at <http://www.trolltech.com/>.
- Quick, R. F. 1974. A vector magnitude model of contrast detection. *Kybernetik* 16(2): 65–67.
- Ramoser, H., J. Müller-Gerking, and G. Pfurtscheller. 2000. Optimal spatial filtering of single trial EEG during imagined hand movement. *IEEE Transactions on Rehabilitation Engineering* 8(4):441–446.
- Raymond, J., I. Sajid, L. A. Parkinson, and J. H. Gruzelier. 2005. Biofeedback and dance performance: a preliminary investigation. *Applied Psychophysiology and Biofeedback* 30(1):64–73.
- Renyi, A. 1961. On measures of entropy and information. In *Proceedings of the Fourth Berkeley Symposium Mathematical Statistics and Probability*: 547–561, Berkeley Calif. University of California Press.
- Rieke, F., D. Warland, R. de Ruyter van Steveninck, and W. Bialek. 1999. Spikes—exploring the neural code. Cambridge Mass: The MIT Press.
- Rijsbergen, C. J. 1979. Information retrieval. Available at <http://www.dcs.gla.ac.uk/~iain/keith/>.
- Ringholz, G. M., S. H. Appel, M. Bradshaw, N. A. Cooke, D. M. Mosnik, and P. E. Schulz. 2005. Prevalence and patterns of cognitive impairment in sporadic ALS. *Neurology* 65 (4):586–590.
- Rizzolatti, G., L. Fogassi, and V. Gallese. 2001. Neurophysiological mechanisms underlying the understanding and imitation of action. *Nature reviews. Neuroscience* 2(9): 661–670.
- Rizzuto, D. S., A. N. Mamelak, W. W. Sutherling, I. Fineman, and R. A. Andersen. 2005. Spatial selectivity in human ventrolateral prefrontal cortex. *Nature Neuroscience* 8(4): 415–417.
- Roberts, S. J. and W. D. Penny. 2000. Real-time brain-computer interfacing: a preliminary study using Bayesian learning. *Medical & Biological Engineering & Computing* 38(1): 56–61.
- Rockstroh, B., N. Birbaumer, T. Elbert, and W. Lutzenberger. 1984. Operant control of EEG and event-related and slow brain potentials. *Biofeedback and Self-Regulation* 9(2): 139–160.
- Rockstroh, B., T. Elbert, W. Lutzenberger, and N. Birbaumer. 1982. The effects of slow cortical potentials on response speed. *Psychophysiology* 19(2):211–217.
- Rohde, M. M., S. L. BeMent, J. E. Huggins, S. P. Levine, R. K. Kushwaha, and L. A. Schuh. 2002. Quality estimation of subdurally recorded, event-related potentials based on signal-to-noise ratio. *IEEE Transactions on Biomedical Engineering* 49(1):31–40.
- Romo, R., A. Hernandez, A. Zainos, C. Brody, and E. Salinas. 2002. Exploring the cortical evidence of a sensory-discrimination process. *Philosophical Transactions of the Royal Society of London. Series B, Biological sciences* 357(1424):1039–1051.

- Ron Angevin, R., A. Reyes-Lecuona, and A. Diaz-Estrella. 2004. The use of virtual reality to improve BCI training techniques. In *Proceedings of the 2nd International Brain-Computer Interface Workshop and Training Course* vol. 49 (Suppl.Vol.1): 79–80, Graz, Austria. Biomed Tech (Berl).
- Rose, F. D., B. M. Brooks, and A. A. Rizzo. 2005. Virtual reality in brain damage rehabilitation: review. *Cyberpsychology & Behavior: the Impact of the Internet, Multimedia and Virtual Reality on Behavior and Society* 8(3):241–262. discussion 263–71.
- Rossion, B., C. A. Joyce, G. W. Cottrell, and M. J. Tarr. 2003. Early laterization and orientation tuning for face, word, object processing in the visual cortex. *NeuroImage* 20(3):1609–1624.
- Rottig, D., B. Leplow, K. Eger, A. C. Ludolph, M. Graf, and S. Zierz. 2006. Only subtle cognitive deficits in non-bulbar amyotrophic lateral sclerosis patients. *Journal of Neurology* 253(3):333–339.
- Roweis, S. T. and L. K. Saul. 2000. Nonlinear dimensionality reduction by locally linear embedding. *Science* 290(5500):2323–2326.
- rtsBCI. Graz brain-computer interface real-time open source package. Available at <http://sourceforge.net/projects/biosig/>.
- Rydesäter, P. TCP/UDP/IP toolbox. Available at <http://www.mathworks.com/matlabcentral/fileexchange>.
- Saad, D., editor. 1998. On-line learning in neural networks. Cambridge University Press.
- Sajda, P., A. Gerson, K. R. Müller, B. Blankertz, and L. Parra. 2003. A data analysis competition to evaluate machine learning algorithms for use in brain-computer interfaces. *IEEE Transactions on Neural Systems and Rehabilitation Engineering* 11(2):184–185.
- Salanova, V., H. H. Morris, P. C. Van Ness, H. Luders, D. Dinner, and E. Wyllie. 1993. Comparison of scalp electroencephalogram with subdural electrocorticogram recordings and functional mapping in frontal lobe epilepsy. *Archives of Neurology* 50(3):294–299.
- Sammon, Jr., J. W. 1969. A nonlinear mapping for data structure analysis. *IEEE Transactions on Computers* C-18(5):401–409.
- Sanchez-Vives, M. V. and M. Slater. 2005. From presence to consciousness through virtual reality. *Nature reviews. Neuroscience* 6(4):332–339.
- Santhanam, G., S. I. Ryu, B. M. Yu, A. Afshar, and K. V. Shenoy. 2006. A high-performance brain-computer interface. *Nature* 442(7099):195–198.
- Saon, G. and M. Padmanabhan. 2000. Minimum Bayes error feature selection for continuous speech recognition. In *Advances in Neural Information Processing Systems (NIPS 99)*: 800–806, Cambridge, Mass. The MIT Press.
- Scerbo, M. W., F. G. Freeman, and P. J. Mikulka. 2003. A brain-based system for adaptive automation. *Theoretical Issues in Ergonomics Science* 4(1–2):200–219.
- Schack, B., N. Vath, H. Petsche, H. G. Geissler, and E. Moller. 2002. Phase-coupling of theta-gamma EEG rhythms during short-term memory processing. *International Journal of Psychophysiology* 44(2):143–163.

- Schalk, G., D. J. McFarland, T. Hinterberger, N. Birbaumer, and J. R. Wolpaw. 2004. BCI2000: a general-purpose brain-computer interface (BCI) system. *IEEE Transactions on Biomedical Engineering* 51(6):1034–1043.
- Schalk, G., J. R. Wolpaw, D. J. McFarland, and G. Pfurtscheller. 2000. EEG-based communication: presence of an error potential. *Clinical Neurophysiology* 111(12):2138–2144.
- Schalk et al, G. BCI2000 project. available at <http://www.bciresearch.org/BCI2000/bci2000.html>.
- Scheffers, M. K., R. Johnson, and D. S. Ruchkin. 1991. P300 in patients with unilateral temporal lobectomies: the effects of reduced stimulus quality. *Psychophysiology* 28(3): 274–284.
- Scherberger, H., M. R. Jarvis, and R. A. Andersen. 2005. Cortical local field potential encodes movement intentions in the posterior parietal cortex. *Neuron* 46(2):347–354.
- Scherer, R., B. Graimann, J. E. Huggins, S. P. Levine, and G. Pfurtscheller. 2003. Frequency component selection for an ECoG-based brain-computer interface. *Biomedizinische Technik* 48(1–2):31–36.
- Scherer, R., F. Lee, R. Leeb, A. Schlögl, H. Bischof, and G. Pfurtscheller. Submitted. Towards asynchronous (uncued) brain-computer communication: Navigation through virtual worlds. *IEEE Transactions on Biomedical Engineering*.
- Scherer, R., G. R. Müller, C. Neuper, B. Graimann, and G. Pfurtscheller. 2004a. An asynchronously controlled EEG-based virtual keyboard: improvement of the spelling rate. *IEEE Transactions on Biomedical Engineering* 51(6):979–984.
- Scherer, R., A. Schlögl, G. R. Müller-Putz, and G. Pfurtscheller. 2004b. Inside the Graz-BCI: rtsBCI. In *Biomedizinische Technik: Proceedings of the 2nd International Brain-Computer Interface Workshop and Training Course (Graz)*: 81–82. Boenick U and Bolz A (Berlin Schiele & Schön).
- Scherg, M. 1992. Functional imaging and localization of electromagnetic brain activity. *Brain Topography* 5(2):103–111.
- Scherg, M. 1994. From EEG source localization to source imaging. *Acta neurologica Scandinavica. Supplementum* 152:29–30.
- Schlögl, A. 2000a. The electroencephalogram and the adaptive autoregressive model: theory and applications. Aachen, Germany: Shaker Verlag.
- Schlögl, A. 2000b. The electroencephalogram and the adaptive autoregressive model: theory and applications. PhD thesis, Technical University Graz, Graz.
- Schlögl, A. A general data format (GDF) for biomedical signals. Available at <http://biosig.sourceforge.net/gdf/>.
- Schlögl, A. Missing values and NaN-toolbox for Matlab. Available at <http://www.dpmi.tu-graz.ac.at/~schloegl/matlab/NaN/>.
- Schlögl, A. Time series analysis toolbox for Matlab. Available at <http://www.dpmi.tu-graz.ac.at/~schloegl/matlab/tsa/>.

- Schlögl, A., P. Anderer, M. J. Barbanj, G. Gruber, G. Klösch, J. L. Lorenzo, O. Filz, M. Koivuluoma, I. Rezek, S. J. Roberts, A. Värri, P. Rappelsberger, G. Pfurtscheller, and G. Dorffner. 1999a. Artifact processing of the sleep EEG in the “SIESTA”-project. In *Proceedings EMBEC’99*: 1644–1645, Vienna, Austria.
- Schlögl, A., P. Anderer, S. J. Roberts, M. Pregenzer, and G. Pfurtscheller. 1999b. Artefact detection in sleep EEG by the use of Kalman filtering. In *Proceedings EMBEC’99*: 1648–1649, Vienna, Austria.
- Schlögl, A., D. Flotzinger, and G. Pfurtscheller. 1997a. Adaptive autoregressive modeling used for single-trial EEG classification. *Biomedizinische Technik* 42(6):162–167.
- Schlögl, A., C. Keinrath, R. Scherer, and G. Pfurtscheller. 2003. Information transfer of an EEG-based brain-computer interface. In *Proceedings of the 1st International IEEE EMBS Conference on Neural Engineering*: 641–644.
- Schlögl, A., B. Kemp, T. Penzel, D. Kunz, S.-L. Himanen, A. Värri, G. Dorffner, and G. Pfurtscheller. 1999c. Quality control of polysomnographic sleep data by histogram and entropy analysis. *Clinical Neurophysiology* 110(12):2165–2170.
- Schlögl, A., F. Lee, H. Bischof, and G. Pfurtscheller. 2005. Characterization of four-class motor imagery EEG data for the BCI-competition 2005. *Journal of Neural Engineering* 2(4):L14–L22.
- Schlögl, A., K. Lugger, and G. Pfurtscheller. 1997b. Using adaptive autoregressive parameters for a brain-computer-interface experiment. In *Proceedings of the 19th Annual International Conference of the IEEE Engineering in Medicine and Biology Society* vol. 4: 1533–1535.
- Schlögl, A., C. Neuper, and G. Pfurtscheller. 2002. Estimating the mutual information of an EEG-based Brain-Computer Interface. *Biomedizinische Technik* 47(1–2):3–8.
- Schlögl, A. and G. Pfurtscheller. 1998. Considerations on adaptive autoregressive modelling in EEG analysis. In *Proc. of 1st Int. Symposium on Communication Systems and Digital Signal Processing CSDSP’98*, edited by Z. Ghassemlooy and M. R. Saatchi vol. 1: 367–370.
- Schlögl et al., A. BIOSIG—an open source software package for biomedical signal processing. Available at <http://biosig.sourceforge.net>.
- Schölkopf, B., J. C. Platt, J. Shawe-Taylor, A. J. Smola, and R. C. Williamson. 2001. Estimating the support of a high-dimensional distribution. *Neural Computation* 13(7): 1443–1471.
- Schölkopf, B. and A. Smola. 2002. *Learning with kernels*. Cambridge, Mass.: The MIT Press.
- Schölkopf, B., B. Smola, and K. R. Müller. 1998. Nonlinear component analysis as a kernel eigenvalue problem. *Neural Computation* 10(5):1299–1319.
- Schraudolph, N. N. 1999. Local gain adaptation in stochastic gradient descent. In *ICANN99. Ninth International Conference on Artificial Neural Networks* vol. 2: 569–574.

- Schröder, M., T. N. Lal, T. Hinterberger, M. Bogdan, N. J. Hill, N. Birbaumer, W. Rosenstiel, and B. Schölkopf. 2005. Robust EEG channel selection across subjects for brain computer interfaces. *EURASIP Journal on Applied Signal Processing, Special Issue: Trends in Brain Computer Interfaces* 19:3103–3112.
- Schultz, W. 2004. Neural coding of basic reward terms of animal learning theory, game theory, microeconomics and behavioural ecology. *Current Opinion in Neurobiology* 14(2):139–147.
- Schwartz, A., D. M. Taylor, and S. I. Tillery. 2001. Extraction algorithms for cortical control of arm prosthetics. *Current Opinion in Neurobiology* 11(6):701–707.
- Schwartz, A. B. 2004a. Direct cortical control of 3D neuroprosthetic devices. In *4th Forum of European Neuroscience*, Lisbon, Portugal.
- Schwartz, A. B. 2004b. Cortical neural prosthetics. *Annual Review of Neuroscience* 27: 487–507.
- Schwartz, A. B., R. E. Kettner, and A. P. Georgopoulos. 1988. Primate motor cortex and free arm movements to visual targets in three-dimensional space. I. Relations between single cell discharge and direction of movement. *Journal of Neuroscience* 8(8):2913–2927.
- Sellers, E., G. Schalk, and E. Donchin. 2003. The P300 as a typing tool: tests of brain computer interface with an ALS patient. *Psychophysiology* 40:77.
- Sellers, E. W. and E. Donchin. 2006. A P300-based brain-computer interface: initial tests by ALS patients. *Clinical Neurophysiology* 117(3):538–548.
- Sellers, E. W., D. J. Krusienski, D. J. McFarland, T. M. Vaughan, and J. R. Wolpaw. In press. A P300 event-related potential brain-computer interface (BCI): The effects of matrix size and inter stimulus interval on performance. *Biological Psychology*.
- Sellers, E. W., A. Kübler, and E. Donchin. 2006a. Brain computer interface research at the University of South Florida Cognitive Psychophysiology Laboratory: the P300 Speller. *IEEE Transactions on Neural Systems and Rehabilitation Engineering* 14(2):221–224.
- Sellers, E. W., T. M. Vaughan, D. J. McFarland, D. J. Krusienski, S. A. Mackler, R. A. Cardillo, G. Schalk, S. A. Binder-Macleod, and J. R. Wolpaw. 2006b. Daily use of a brain-computer interface by a man with ALS. Poster presented at the Society for Neuroscience annual meeting, Atlanta, GA.
- Serby, H., E. Yom-Tov, and G. F. Inbar. 2005. An improved p300-based brain-computer interface. *IEEE Transactions on Neural Systems and Rehabilitation Engineering* 13(1): 89–98.
- Serruya, M. D., N. G. Hatsopoulos, L. Paninski, M. R. Fellows, and J. P. Donoghue. 2002. Instant neural control of a movement signal. *Nature* 416(6877):141–142.
- Shadlen, M. N. and W. T. Newsome. 2001. Neural basis of perceptual decision making in the parietal cortex (area LIP) of the rhesus monkey. *Journal of Neurophysiology* 86(4): 1916–1936.
- Shannon, C. E. and W. Weaver. 1949. The mathematical theory of communication. Urbana: University of Illinois Press.

- Shenoy, K. V., D. Meeker, S. Cao, S. A. Kureshi, B. Pesaran, C. A. Buneo, A. P. Batista, P. P. Mitra, J. W. Burdick, and R. A. Andersen. 2003. Neural prosthetic control signals from plan activity. *Neuroreport* 14(4):591–596.
- Shenoy, P., M. Krauledat, B. Blankertz, R. P. N. Rao, and K.-R. Müller. 2006. Towards adaptive classification for BCI. *Journal of Neural Engineering* 3(1):R13–R23.
- Sheridan, T. B. 1992. Telerobotics, automation, and human supervisory control. Cambridge, Mass.: The MIT Press.
- Shpigelman, L., Y. Singer, R. Paz, and E. Vaadia. 2003. Spikernels: Embedding spiking neurons in inner product spaces. In *Advances in Neural Information Processing Systems (NIPS 02)*, edited by S. Becker, S. Thrun, and K. Obermayer vol. 15, Cambridge, MA. The MIT Press.
- Singh, K. and S. H. Scott. 2003. A motor learning strategy reflects neural circuitry for limb control. *Nature Neuroscience* 6(4):399–403.
- Sitaram, R., A. Caria, R. Veit, K. Uludag, T. Gaber, A. Kübler, and N. Birbaumer. 2006. Functional magnetic resonance imaging based BCI for neurorehabilitation. Paper presented at the 3rd International Brain-Computer Interface Workshop and Training Course, Graz, Austria.
- Sitaram, R., Y. Hoshi, and C. Guan, editors. 2005. Near infrared spectroscopy based brain-computer interfaces, vol. 5852. Bellingham, Wash.: Society of Photo-Optical Instrumentation Engineers.
- Sitaram, R., H. Zhang, C. Guan, M. Thulasidas, Y. Hoshi, A. Ishikawa, K. Shimizu, and N. Birbaumer. Submitted. Temporal classification of multi-channel near infrared spectroscopy signals of motor imagery for developing a brain-computer interface.
- Skrandies, W. 2005. Brain mapping of visual evoked activity—topographical and functional components. *Acta Neurologica Taiwanica* 14(4):164–178.
- Slater, M., A. Steed, and Y. Chrysanthou. 2002. Computer graphics and virtual environments: from realism to real-time. Harlow, UK: Addison-Wesley.
- Slater, M. and M. Usoh. 1993. Presence in immersive virtual environments. In *Proceedings IEEE Virtual Reality Annual International Symposium*: 90–96, Seattle, Wash.
- Smith, E. and M. Delargy. 2005. Locked-in syndrome. *BMJ* 330(7488):406–409.
- Smith, M. E., A. Gevins, H. Brown, A. Karnik, and R. Du. 2001. Monitoring task loading with multivariate EEG measures during complex forms of human-computer interaction. *Human Factors* 43(3):366–380.
- Smola, A. J. and B. Schölkopf. 1998. A tutorial on support vector regression. NeuroCOLT Technical Report NC-TR-98-030, Royal Holloway College, University of London, UK.
- Snyder, L. H., A. P. Batista, and R. A. Andersen. 1997. Coding of intention in the posterior parietal cortex. *Nature* 386(6621):167–170.
- Solodkin, A., P. Hlustik, E. E. Chen, and S. L. Small. 2004. Fine modulation in network activation during motor execution and motor imagery. *Cerebral Cortex* 14(11):1246–1255.

- Sonnenburg, S., G. Rätsch, and B. Schölkopf. 2005. Large scale genomic sequence SVM classifiers. In *Proceedings of the International Conference on Machine Learning, ICML*.
- Spalding, M. C., M. Velliste, B. Jarosiewicz, and A. B. Schwartz. 2005. 3-D cortical control of an anthropomorphic robotic arm for reaching and retrieving. Program No. 401.3. 2005 Abstract Viewer/Itinerary Planner. Washington, DC. Online. Society for Neuroscience.
- Spataro, L., J. Dilgen, S. Retterer, A. J. Spence, M. Isaacson, J. N. Turner, and W. Shain. 2005. Dexamethasone treatment reduces astroglia responses to inserted neuroprosthetic devices in rat neocortex. *Experimental Neurology* 194(2):289–300.
- Speckmann, E. J., H. Caspers, and C. W. Elger. 1984. Neuronal mechanisms underlying the generation of field potentials. Berlin: Springer.
- Squires, K. C., E. Donchin, R. I. Herning, and G. McCarthy. 1977. On the influence of task relevance and stimulus probability on event-related-potential components. *Electroencephalography and Clinical Neurophysiology* 42(1):1–14.
- Squires, K. C., C. Wickens, N. K. Squires, and E. Donchin. 1976. The effect of stimulus sequence on the waveform of the cortical event-related potential. *Science* 193(4258):1142–1146.
- Stanislaw, H. and N. Todorow. 1999. Calculation of signal detection measures. *Behaviour Research Methods, Instruments & Computers* 31(1):137–149.
- Sterman, M. B. 1977. Sensorimotor EEG operant conditioning: experimental and clinical effects. *Pavlovian Journal of Biological Sciences* 12(2):63–92.
- Sterman, M. B. and C. A. Mann. 1995. Concepts and applications of EEG analysis in aviation performance evaluation. *Biological Psychology* 40(1–2):115–130.
- STIM. The society to increase mobility. Available at <http://www.neurotechnetwork.org/home.html>.
- Stipacek, A., R. H. Grabner, C. Neuper, A. Fink, and A. C. Neubauer. 2003. Sensitivity of human EEG alpha band desynchronization to different working memory components and increasing levels of memory load. *Neuroscience Letters* 353(3):193–196.
- Strehl, U., T. Trevorrow, R. Veit, T. Hinterberger, B. Kotchoubey, M. Erb, and N. Birbaumer. 2006. Deactivation of brain areas during self-regulation of slow cortical potentials in seizure patients. *Applied Psychophysiology and Biofeedback* 31(1):85–94.
- Studierstube. Augmented reality project. Available at <http://www.studierstube.org>.
- Sugiyama, S. and K.-R. Müller. 2005. Input-dependent estimation of generalization error under covariate shift. *Statistics and Decisions* 23(4):249–279.
- Super, H., H. Spekreijse, and V. A. Lamme. 2001. Two distinct modes of sensory processing observed in monkey primary visual cortex. *Nature Neuroscience* 4(3):304–310.
- Sutter, E. E. 1992. The brain response interface: communication through visually-induced electrical brain responses. *Journal of Microcomputer Applications* 15(1):31–45.

- Sutton, R. S. 1992. Adapting bias by gradient descent: an incremental version of delta-bar-delta. In *AAAI 92. Proceedings Tenth National Conference on Artificial Intelligence*: 171–176.
- Sutton, R. S. and A. G. Barto. 1998. Reinforcement learning: An introduction. Cambridge, Mass.: The MIT Press.
- Sykacek, P., S. Roberts, M. Stokes, E. Curran, M. Gibbs, and L. Pickup. 2003. Probabilistic methods in BCI research. *IEEE Transactions on Neural Systems and Rehabilitation Engineering* 11(2):192–195.
- Talwar, S. K., S. Xu, E. S. Hawley, S. A. Weiss, K. A. Moxon, and J. K. Chapin. 2002. Rat navigation guided by remote control. *Nature* 417(6884):37–38.
- Tarr, M. J. and W. H. Warren. 2002. Virtual reality in behavioral neuroscience and beyond. *Nature Neuroscience* 5(Suppl):1089–1092.
- Tax, D. M. J. and R. P. W. Duin. 2001. Uniform object generation for optimizing one-class classifiers. *Journal for Machine Learning Research* 155–173.
- Taylor, D. M. and A. B. Schwartz. 2001. Using virtual reality to test the feasibility of controlling an upper limb fcs system directly from multiunit activity in the motor cortex. In *Proceedings of the 6th Annual IFESS Conference*, Cleveland, Ohio.
- Taylor, D. M., S. I. H. Tillery, and A. B. Schwartz. 2002. Direct cortical control of 3D neuroprosthetic devices. *Science* 296(5574):1829–1832.
- Taylor, D. M., S. I. H. Tillery, and A. B. Schwartz. 2003. Information conveyed through brain-control: cursor versus robot. *IEEE Transactions on Neural Systems and Rehabilitation Engineering* 11(2):195–199.
- Tenenbaum, J. B., V. de Silva, and J. C. Langford. 2000. A global geometric framework for nonlinear dimensionality reduction. *Science* 290(5500):2319–2323.
- Tesche, C. D. and J. Karhu. 1997. Somatosensory evoked magnetic fields arising from sources in the human cerebellum. *Brain Research* 744(1):23–31.
- Thomson, D. J. 1982. Spectrum estimation and harmonic analysis. *Proceedings of the IEEE* 70(9):1055–1096.
- Thorpe, S., D. Fize, and C. Marlot. 1996. Speed of processing in the human visual system. *Nature* 381(6582):520–522.
- Thulasidas, M., C. Guan, and J. Wu. 2006. Robust classification of eeg signal for brain-computer interface. *IEEE Transactions on Neural Systems and Rehabilitation Engineering* 14(1):24–29.
- Tillery, S. H., D. Taylor, R. Isaacs, and A. Schwartz. 2000. Online control of a prosthetic arm from motor cortical signals. In *Society for Neuroscience Abstracts* vol. 26.
- Tillery, S. I. and D. M. Taylor. 2004. Signal acquisition and analysis for cortical control of neuroprosthetics. *Current Opinion in Neurobiology* 14(6):758–762.
- Tillery, S. I. H., D. M. Taylor, and A. B. Schwartz. 2003. Training in cortical control of neuroprosthetic devices improves signal extraction from small neuronal ensembles. *Reviews in the Neurosciences* 14(1–2):107–119.

- Titchener, E. L. 1897. An outline of psychology. Hampshire, England: Macmillan.
- Todorov, E., R. Shadmehr, and E. Bizzi. 1997. Augmented feedback presented in a virtual environment accelerates learning of a difficult motor task. *Journal of motor behavior* 29 (2):147–158.
- Tomioka, R., G. Dornhege, K. Aihara, and K. R. Müller. 2006. An iterative algorithm for spatio-temporal filter optimization. In *Proceedings of the 3rd International Brain-Computer Interface Workshop and Training Course 2006*: 22–23. Verlag der Technischen Universität Graz.
- Torkkola, K. 2003. Feature extraction by non-parametric mutual information maximization. *Journal of Machine Learning Research* 3(7–8):1415–1438.
- Townsend, G., B. Graimann, and G. Pfurtscheller. 2004. Continuous EEG classification during motor imagery - simulation of an asynchronous BCI. *IEEE Transactions on Neural Systems and Rehabilitation Engineering* 12(2):258–265.
- Townsend, G., B. Graimann, and G. Pfurtscheller. 2006. A comparison of common spatial patterns with complex band power features in a four-class BCI experiment. *IEEE Transactions on Biomedical Engineering* 53(4):642–651.
- Trejo, L. J., R. Rosipal, and B. Matthews. 2006. Brain-computer interfaces for 1-D and 2-D cursor control: designs using volitional control of the EEG spectrum or steady-state visual evoked potentials. *IEEE Transactions on Neural Systems and Rehabilitation Engineering* 14(2):225–229.
- Truccolo, W., U. T. Eden, M. R. Fellows, J. P. Donoghue, and E. N. Brown. 2005. A point process framework for relating neural spiking activity to spiking history, neural ensemble and extrinsic covariate effects. *Journal of Neurophysiology* 93(2):1074–1089.
- Turk, M. and A. Pentland. 1991. Face recognition using eigenfaces. *Journal of Cognitive Neuroscience* 3(1):71–86.
- Turner, J. N., W. Shain, D. H. Szarowski, M. Andersen, S. Martins, M. Isaacson, and H. Craighead. 1999. Cerebral astrocyte response to micromachined silicon implants. *Experimental Neurology* 156(1):33–49.
- Oosterom, A. van. 1991. History and evolution of methods for solving the inverse problem. *Journal of Clinical Neurophysiology* 8(4):371–380.
- van Schie, H. T., R. B. Mars, M. G. H. Coles, and H. Bekkering. 2004. Modulation of activity in medial frontal and motor cortices during error observation. *Nature Neuroscience* 7(5):549–554.
- VanRullen, R. and S. J. Thorpe. 2001. The time course of visual processing: from early perception to decision-making. *Journal of Cognitive Neuroscience* 13(4):454–461.
- Vapnik, V. N. 1995. *The Nature of Statistical Learning Theory*. New York: Springer Verlag.
- Vapnik, V. N. 1998. *Statistical learning theory*. New York: Wiley.
- Vaughan, T. M., W. J. Heetderks, L. J. Trejo, W. Z. Rymer, M. Weinrich, M. M. Moore, A. Kübler, B. H. Dobkin, N. Birbaumer, E. Donchin, E. W. Wolpaw, and J. R. Wolpaw.

- 2003a. Brain-computer interface technology: A review of the Second International Meeting. *IEEE Transactions on Neural Systems and Rehabilitation Engineering* 11(2): 94–109.
- Vaughan, T. M., D. J. McFarland, G. Schalk, W. A. Sarnacki, D. J. Krusienski, E. W. Sellers, and J. R. Wolpaw. 2006. The Wadsworth BCI research and development program: At home with BCI. *IEEE Transactions on Neural Systems and Rehabilitation Engineering* 14(2):229–233.
- Vaughan, T. M., D. J. McFarland, G. Schalk, W. A. Sarnacki, L. Robinson, and J. R. Wolpaw. 2001. EEG-based brain-computer interface: development of a speller application. *Society for Neuroscience Abstracts* 26.
- Vaughan, T. M., D. J. McFarland, G. Schalk, E. Sellers, and J. R. Wolpaw. 2003b. Multichannel data from a brain-computer interface (BCI) speller using a P300 (i.e., oddball) protocol. *Society for Neuroscience Abstracts* 28.
- Vaughan, T. M., L. A. Miner, D. J. McFarland, and J. R. Wolpaw. 1998. EEG-based communication: analysis of concurrent EMG activity. *Electroencephalography and Clinical Neurophysiology* 107(6):428–433.
- Vaughan, T. M. and J. R. Wolpaw, editors. 2006. The third international meeting on brain-computer interface technology: Making a difference, vol. 14.
- Vaughan, T. M., J. R. Wolpaw, and E. Donchin. 1996. EEG-based communication: prospects and problems. *IEEE Transactions on Rehabilitation Engineering* 4(4):425–430.
- Vaughan et al, G. V. GNU autoconf, automake and libtool. Available at <http://sources.redhat.com/autobook/>.
- Vidaurre, C. 2006. On-line adaptive classification for brain-computer interfaces. PhD thesis, Dept. Ingeniería Eléctrica y Electrónica, Universidad Pública de Navarra.
- Vidaurre, C., A. Schlögl, R. Cabeza, and G. Pfurtscheller. 2004a. About adaptive classifiers for brain computer interfaces. *Biomedizinische Technik* 49(1):85–86.
- Vidaurre, C., A. Schlögl, R. Cabeza, and G. Pfurtscheller. 2004b. A fully on-line adaptive brain computer interface. *Biomedizinische Technik* 49(2):760–761.
- Vidaurre, C., A. Schlögl, R. Cabeza, R. Scherer, and G. Pfurtscheller. 2005. Adaptive on-line classification for EEG-based brain computer interfaces with AAR parameters and band power estimates. *Biomedizinische Technik* 50(11):350–354.
- Vidaurre, C., A. Schlögl, R. Cabeza, R. Scherer, and G. Pfurtscheller. 2006. A fully on-line adaptive BCI. *IEEE Transactions on Biomedical Engineering* 53(6):1214–1219.
- VRjuggler. Open source virtual reality tool. Available at <http://www.vrjuggler.org>.
- Wackermann, J. 1999. Towards a quantitative characterisation of functional states of the brain: from the non-linear methodology to the global linear description. *International Journal of Psychophysiology* 34(1):65–80.
- Walter, W. G., R. Cooper, V. J. Aldridge, W. C. McCallum, and A. L. Winter. 1964. Contingent negative variation: An electric sign of sensorimotor association and expectancy

- in the human brain. *Nature* 25:380–384.
- Wang, T., H. Deng, and B. He. 2004. Classifying EEG-based motor imagery tasks by means of time-frequency synthesized spatial patterns. *Clinical Neurophysiology* 115 (12):2744–2753.
- Wang, Y., P. Berg, and M. Scherg. 1999. Common spatial subspace decomposition applied to analysis of brain responses under multiple task conditions: a simulation study. *Clinical Neurophysiology* 110(4):604–614.
- Wang, Y., R. Wang, X. Gao, B. Hong, and S. Gao. 2006. A practical VEP-based brain-computer interface. *IEEE Transactions on Neural Systems and Rehabilitation Engineering* 14(2):234–239.
- Weber et al, D. Bioelectromagnetism matlab toolbox. Available at <http://eeg.sourceforge.net/>.
- Webster, J. S., P. T. McFarland, L. J. Rapport, B. Morrill, L. A. Roades, and P. S. Abadee. 2001. Computer-assisted training for improving wheelchair mobility in unilateral neglect patients. *Archives of Physical Medicine and Rehabilitation* 82(6):769–775.
- Weiskopf, N., K. Mathiak, S. W. Bock, F. Scharnowski, R. Veit, W. Grodd, R. Goebel, and N. Birbaumer. 2004a. Principles of a brain-computer interface (BCI) based on real-time functional magnetic resonance imaging (fMRI). *IEEE Transactions on Biomedical Engineering* 51(6):966–970.
- Weiskopf, N., F. Scharnowski, R. Veit, R. Goebel, N. Birbaumer, and K. Mathiak. 2004b. Self-regulation of local brain activity using real-time functional magnetic resonance imaging (fMRI). *Journal of Physiology, Paris* 98(4–6):357–373.
- Weiskopf, N., R. Veit, M. Erb, K. Mathiak, W. Grodd, R. Goebel, and N. Birbaumer. 2003. Physiological self-regulation of regional brain activity using real-time functional magnetic resonance imaging (fMRI): methodology and exemplary data. *NeuroImage* 19 (3):577–586.
- Welch, G. and G. Bishop. 2001. An introduction to the Kalman filter. Technical Report 95–041, University of North Carolina at Chapel Hill.
- Welch, P. 1967. The use of fast fourier transform for the estimation of power spectra: A method based on time averaging over short, modified periodograms. *IEEE Trans. Audio Electroacoustics* AU-15:70–73.
- Wessberg, J., C. R. Stambaugh, J. D. Kralik, P. D. Beck, M. Laubach, J. K. Chapin, J. Kim, S. J. Biggs, M. A. Srinivasan, and M. A. Nicolelis. 2000. Real-time prediction of hand trajectory by ensembles of cortical neurons in primates. *Nature* 408(6810):361–365.
- Wigmore, V., C. Tong, and J. R. Flanagan. 2002. Visuomotor rotations of varying size and direction compete for a single internal model in motor working memory. *Journal of experimental psychology. Human perception and performance* 28(2):447–457.
- Wilhelm, B., M. Jordan, and N. Birbaumer. In press. Communication in locked-in syndrome effects of imagery on salivary pH. *Neurology*.
- Wilson, J. A., E. A. Felton, P. C. Garell, G. Schalk, and J. C. Williams. 2006. ECoG factors underlying multimodal control of a brain-computer interface. *IEEE Transactions*

- on Neural Systems and Rehabilitation Engineering* 14(2):246–250.
- Wolpaw, J. R., N. Birbaumer, W. J. Heetderks, D. J. McFarland, P. H. Peckham, G. Schalk, E. Donchin, L. A. Quatrano, C. J. Robinson, and T. M. Vaughan. 2000a. Brain-computer interface technology: a review of the first international meeting. *IEEE Transactions on Rehabilitation Engineering* 8(2):164–173.
- Wolpaw, J. R., N. Birbaumer, D. J. McFarland, G. Pfurtscheller, and T. M. Vaughan. 2002. Brain-computer interfaces for communication and control. *Clinical Neurophysiology* 113(6):767–791.
- Wolpaw, J. R., D. Flotzinger, G. Pfurtscheller, and D. J. McFarland. 1997. Timing of EEG-based cursor control. *Journal of Clinical Neurophysiology* 14(6):529–538.
- Wolpaw, J. R. and D. J. McFarland. 2004. Control of a two-dimensional movement signal by a noninvasive brain-computer interface in humans. *Proceedings of the National Academy of Sciences of the United States of America* 101(51):17849–17854.
- Wolpaw, J. R. and D. J. McFarland. 1994. Multichannel EEG-based brain-computer communication. *Electroencephalography and Clinical Neurophysiology* 90(6):444–449.
- Wolpaw, J. R., D. J. McFarland, G. W. Neat, and C. A. Forneris. 1991. An EEG-based brain-computer interface for cursor control. *Electroencephalography and Clinical Neurophysiology* 78(3):252–259.
- Wolpaw, J. R., D. J. McFarland, and T. M. Vaughan. 2000b. Brain-computer interface research at the Wadsworth Center. *IEEE Transactions on Rehabilitation Engineering* 8(2):222–226.
- Wolpaw, J. R., D. J. McFarland, T. M. Vaughan, and G. Schalk. 2003. The Wadsworth Center brain-computer interface (BCI) research and development program. *IEEE Transactions on Neural Systems and Rehabilitation Engineering* 11(2):204–207.
- Wolpaw, J. R., H. Ramoser, D. J. McFarland, and G. Pfurtscheller. 1998. EEG-based communication: improved accuracy by response verification. *IEEE Transactions on Rehabilitation Engineering* 6(3):326–333.
- Wood, F., M. J. Black, C. Vargas-Irwin, M. Fellows, and J. P. Donoghue. 2004. On the variability of manual spike sorting. *IEEE Transactions on Biomedical Engineering* 51(6):912–918.
- Wood, F., Prabhat, J. P. Donoghue, and M. J. Black. 2005. Inferring attentional state and kinematics from motor cortical firing rates. In *27th International Conference of the IEEE Engineering in Medicine and Biology Society*: 149–152.
- Wood, F., S. Roth, and M. J. Black. 2006. Modeling neural population spiking activity with Gibbs distributions. In *Advances in Neural Information Processing Systems (NIPS 05)* vol. 17, Cambridge, MA. The MIT Press.
- Wu, W., M. J. Black, M. J. D. Mumford, Y. Gao, E. Bienenstock, and J. P. Donoghue. 2004a. Modeling and decoding motor cortical activity using a switching Kalman filter. *IEEE Transactions on Biomedical Engineering* 51(6):933–942.
- Wu, W., Y. Gao, E. Bienenstock, J. P. Donoghue, and M. J. Black. 2005. Bayesian population decoding of motor cortical activity using a Kalman filter. *Neural Computation* 18

- (1):80–118.
- Wu, W., A. Shaikhouni, J. P. Donoghue, and M. J. Black. 2004b. Closed-loop neural control of cursor motion using a Kalman filter. In *Conference Proceedings, 26th Annual International Conference of the IEEE Engineering in Medicine and Biology Society*: 4126–4129.
- Xu, N., X. Gao, B. Hong, X. Miao, S. Gao, and F. Yang. 2004. BCI Competition 2003—Data set IIb: enhancing P300 wave detection using ICA-based subspace projections for BCI applications. *IEEE Transactions on Biomedical Engineering* 51(6):1067–1072.
- Yamato, M., A. Monden, K. Matsumoto, K. Inoue, and K. Torii. 2000. Quick button selection with eye gazing for general GUI environment. In *International Conference on Software: Theory and Practice (ICS2000)*.
- Yom-Tov, E. and G. F. Inbar. 2003. Detection of movement-related potentials from the electro-encephalogram for possible use in a brain-computer interface. *Medical & Biological Engineering & Computing* 41(1):85–93.
- Yoo, S. S., T. Fairney, N. K. Chen, S. E. Choo, L. P. Panych, H. Park, S. Y. Lee, and F. A. Jolesz. 2004. Brain-computer interface using fMRI: spatial navigation by thoughts. *Neuroreport* 15(10):1591–1595.
- Zaveri, H. P., W. J. Williams, L. D. Iasemidis, and J. C. Sackellares. 1992. Time-frequency representation of electrocorticograms in temporal lobe epilepsy. *IEEE Transactions on Biomedical Engineering* 39(5):502–509.
- Zenner, H. P., H. Leysieffer, M. Maassen, R. Lehner, T. Lenarz, J. Baumann, S. Keiner, P. K. Plinkert, and Jr. J. T. McElveen. 2000. Human studies of a piezoelectric transducer and a microphone for a totally implantable electronic hearing device. *The American Journal of Otology* 21(2):196–204.
- Zhang, Z., Y. Wang, Y. Li, and X. Gao. 2004. BCI competition 2003—data set IV: An algorithm based on CSSD and FDA for classifying single-trial EEG. *IEEE Transactions on Biomedical Engineering* 51(6):1081–1086.
- Ziehe, A. and K. R. Müller. 1998. TDSEP—an efficient algorithm for blind separation using time structure. In *Proceedings of the 8th International Conference on Artificial Neural Networks, ICANN'98*, edited by L. Niklasson, M. Bodén, and T. Ziemke, Perspectives in Neural Computing: 675–680, Berlin. Springer Verlag.
- Zien, A., G. Rätsch, S. Mika, B. Schölkopf, T. Lengauer, and K.-R. Müller. 2000. Engineering support vector machine kernels that recognize translation initiation sites. *Bioinformatics* 16(9):799–807.
- Zrenner, E. 2002. Will retinal implants restore vision? *Science* 295(5557):1022–1025.